

# ENR THE TOP 400

Overview [p. 56](#) // Profitability [p. 56](#) // Top 400 Volume [p. 56](#) // Backlog [p. 56](#) // Markets' Share of Total Revenue [p. 57](#)  
Revenue by Owner Type [p. 57](#) // Domestic and International Staff Hiring [p. 57](#) // International Market Analysis [p. 60](#) //  
Past Decade Contracting Revenue [p. 60](#) // Hudson's Detroit Tops Out [p. 63](#) // Top 400 Dialogue [pp. 64, 72](#) // Top 20 Contractors  
by Sector [pp. 67-68](#) // Sustainable Cold Storage [p. 71](#) // Top 100 by New Contracts [p. 74](#) // Top 50 Contractors Working Abroad  
[p. 75](#) // Top 50 Domestic Heavy Contractors [p. 76](#) // Top 50 Domestic Building/Manufacturing [p. 78](#) // Theodore Roosevelt  
Presidential Library [p. 79](#) // How To Read the Tables [p. 79](#) // Top 400 List [pp. 81-90](#) // Where To Find the Top 400 [p. 92-93](#)



**ALIGNMENT** Emery Sapp, in a joint venture with Ames, is working on the \$570-million US69 project in Kansas. It's the state's first-ever express lanes project, the firm says.

NUMBER 119

PHOTO COURTESY OF EMERY SAPP & SONS

## Firms Feel Pinch for Profitability

Contractor revenue rises, but firms say higher risks and longer lead times are driving more investment in preconstruction *By Emell Adolphus and Jonathan Keller*



**W**hen the Federal Reserve hiked interest rates 11 times last year in a bid to control rampant economic inflation, many Top 400 Contractors said they felt those policy changes in the form of project delays, rescopes or outright cancellations. Now, with construction costs at a prolonged high, firms say preconstruction has helped some would-be paused projects stay viable. But in

a construction market where demand for resources far outpaces supply, firms say preconstruction has its limits against inflation.

“We believe the economy overall is more robust than the fed anticipated, and we don’t expect significant interest rate reductions this year,” says Anthony Johnson, Clayco’s executive vice president and president of the contractor’s Industrial Business Unit. The firm is ranked No. 23 on this year’s list.

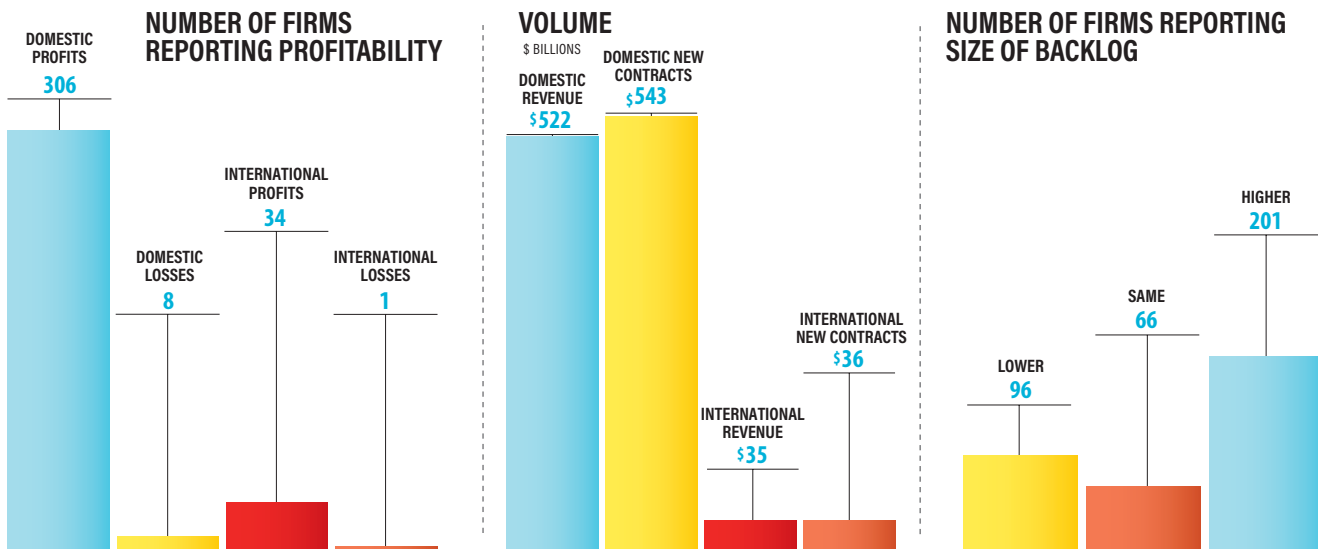
For a second consecutive year, Top 400 revenue has increased by a double-digit percentage, rising 13.9% to \$556.9 billion, from \$488.98 billion last year. Median

firm revenue is also up 10.9%, to \$629.5 million, and of the 375 firms that filed this year and last, 77.3% reported an increase in general contracting revenue, slightly down from 78.9% on last year’s survey.

Yet behind the numbers, firms say there is a tidal shift among owners as they prioritize projects in sectors that will yield larger return on investment with lower short-term risks.

“Interest rate increases have made it challenging for some clients to obtain construction loans,” says Primus Builders Chief Financial Officer Matthew Hott. Although this has not reduced the No. 278-ranked con-

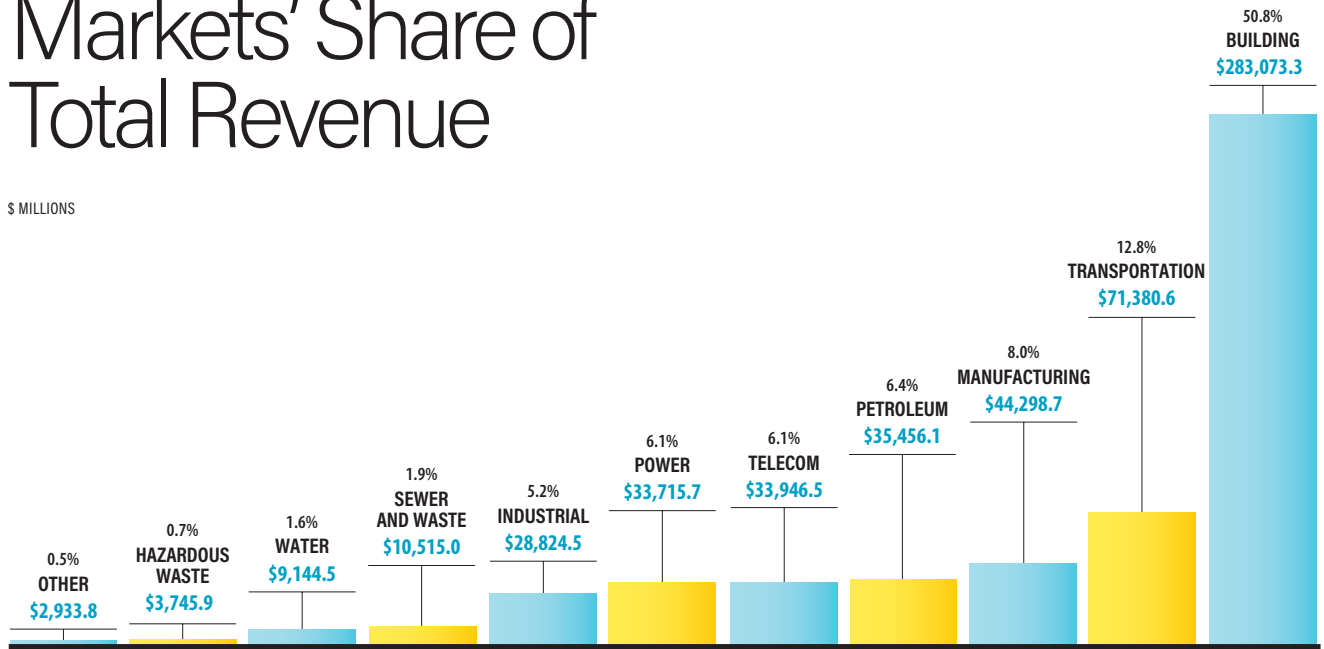
## 2023-24 at a Glance



ONLY INCLUDES DATA FROM FIRMS ON THE TOP 400 LIST.

# Markets' Share of Total Revenue

\$ MILLIONS



ONLY INCLUDES DATA FROM FIRMS ON THE TOP 400 LIST.

tractor's backlog, Hott says the delays can affect project starts, "which can move financial activities from one year to the next in some cases," he adds.

Although the inflation rates are still higher than the Fed's target average, some contractors are finding cost increases to be "a more manageable and predictable challenge than it was a couple of years ago," says Clayco's Johnson. For other contractors, the ability to manage such a challenge depends on the contractor's ability to adjust already strained labor resources.

## Shifting Sectors

As owners shift their attention to opportunities in lower risk sectors, Top 400 revenue numbers illustrate how contractors are following the demand.

From 2022 to 2023, revenue in all of the sectors that ENR tracks increased, with the exception of hazardous waste, which was down 9.7%. The largest growth was seen in the manufacturing (up 74.8%), petroleum (up 46.7%), sewer/waste (up 38.8%) and water supply markets (up 28.6%). The manufacturing market in particular grew exponentially, with total general contracting revenue from manufacturing increasing 201% from

**375**

Top 400 Firms filed surveys last year

**77.3%**

of firms report revenue rose between 2022 and 2023

**20.1%**

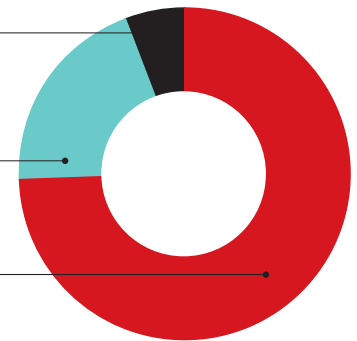
of all Top 400 revenue belongs to the Top 10 firms

## PERCENT SHARE OF TOTAL REVENUE BY OWNER TYPE

FEDERAL  
**5.6%**

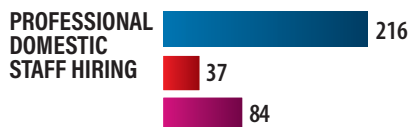
STATE/LOCAL  
**19.9%**

PRIVATE  
**74.5%**



2021 and 2023. In 2021, 115 Top 400 firms had at least some manufacturing revenue. In 2023, that number increased to 142.

"The manufacturing sector continues to grow, due in no small part to the resurgence of Federal investment in the onshoring and reshoring of advanced manufacturing," says Deron Brown, president and



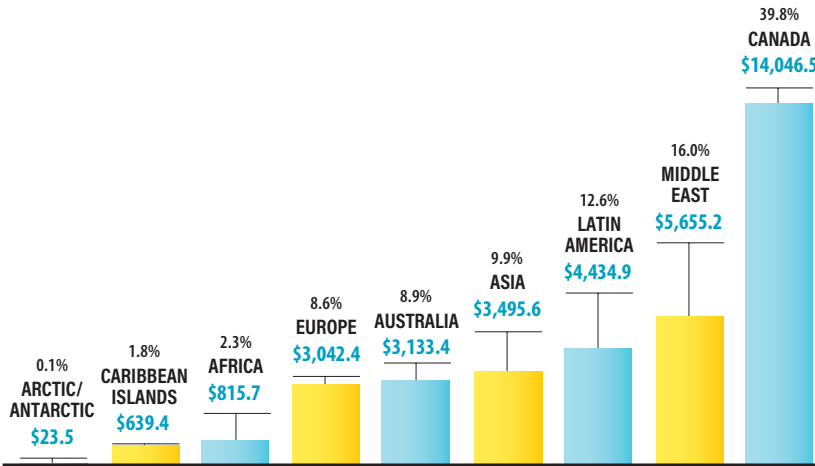
(MEASURED IN FIRMS REPORTING)

SOURCE: ENR

ONLY INCLUDES DATA FROM FIRMS ON THE TOP 400 LIST.

# International Market Analysis

\$ MILLIONS



\*DATA FOR ASIA AND AUSTRALIA HAD BEEN REPORTED TOGETHER IN PREVIOUS YEARS.

COO of PCL Construction’s U.S. Operations. “From pharmaceuticals to microchips, almost every sector of manufacturing is growing, creating significant opportunity in the coming years for contractors with the skillset to build new facilities.”

Industrywide, Top 400 contractors say projects funded by the Bipartisan Infrastructure Law (IIJA), CHIPS and the Science Act and Inflation Reduction Act (IRA) are also creating more opportunities.

“In energy for example, government initiatives like the IRA have driven a significant increase in our early phase solutions,” says Ken Gilmartin, CEO of Wood PLC, which is ranked No. 323. “Equally in oil and gas, we have seen significant growth in 2023 as the energy security agenda has increased globally.”

Brown says PCL, which is ranked No. 10, has also seen opportunity growth in water and wastewater infrastructure projects as municipalities comply with new EPA standards for the allowable amount of per- and polyfluoroalkyl substances (PFAS) in drinking water.

“As water reuse continues to grow, we’ve seen an increase in investment in advanced water filtration facilities,” says Brown, adding that the firm is in the pre-construction phase of a direct-to-potable facility, which will recycle toilet and shower water into safe drinking water.

In addition to bridge replacement, reconstruction and rehabilitation, S&B USA’s Chief Commercial Officer, Haggai Dror, says the contractor is entering new markets such as rail infrastructure and climate resiliency solutions. “These trends are fueled by initiatives like the IIJA and the IRA, and we’re strategically aligning ourselves to seize these opportunities,” says Dror.

### Profitability Pressures

With an abundance of projects in some sectors, Top 400 contractors say other sectors are slowing because they need more owner buy-in to justify the risks.

In the multifamily residential building sector,



**“We see growing opportunities in energy transition with hydrogen and carbon capture as the industry seeks to diversify.”**

Ken Gilmartin, CEO, Wood PLC

### COMPARING THE PAST DECADE’S CONTRACTING REVENUE



\$ BILLIONS SOURCE: ENR

**Mixed-Use** | By Jonathan Keller



Barton Malow (**No. 19**) recently topped out Hudson's Detroit, a 1.5 million-sq-ft, 685-ft high mixed-use development in the city's downtown. The project is located on the former site of the J.L. Hudson department store, one of the largest U.S. retail stores before its controlled demolition in 1998. The replacement structure will be Detroit's first skyscraper in 30 years, Barton Malow says. More than 2.7 million worker hours have gone into the project.

PHOTO COURTESY OF BARTON MALOW

Wieland CEO Edward Lorenz says the firm has seen many deals delayed or scrapped entirely due to higher interest rates.

"These customers must rethink their ROI goals, or raise rents, and rents are already at all-time highs," says Lorenz. The firm is ranked No. 318 this year.

At Dallas, Texas-based MYCON, interest rates hikes have reshaped the sector makeup of its project portfolio as owners shift to sectors that will yield more returns in the short term.

"We are seeing slightly less industrial, but retail is not being weighed down by the current interest rates, and the demand is rapidly growing," says Chip Myers, who is partner and vice president at the No. 234-ranked general contractor. "This shift is pushing us towards certain sectors to keep up with the demand."

He adds, "As we look across the breadth of our markets, we see growing opportunities in energy transition with hydrogen and carbon capture as the industry seeks to diversify."

Out of the 314 contractors that reported their profitability status, 97.5% said they made a profit domestically, while 97.1% saw international profits. The median domestic profit margin is 4%, up from 3.2% last year.

But behind the numbers, Top 400 contractors say that there is ongoing pressure to keep projects profitable.

On recent jobs, Clancy & Theys President Baker Glasgow says the firm faced numerous challenges to manage shifting project schedules, supply chain disruptions and meet labor demands. The contractor is ranked No. 120.

There is "too much work out there distressing the trade partners and not allowing them to place adequate resources on projects," says Glasgow. There's "also major pres-

# The Top 400 Dialogue



## What technology do you foresee having the biggest impact on the AEC industry's development?

**#38**  
on the  
Top 400 List



**LESLIE DUKE, CEO, CHAIR**  
**BURNS & MCDONNELL**  
Kansas City, Mo.

In a rapidly changing landscape, the power to innovate is the key to unlocking a brighter horizon. We will experience more change and opportunity in the next 10 years with AI and generative design than we have since computer-aided drafting.



**#323**  
on the  
Top 400 List

**KEN GILMARTIN, CEO**  
**WOOD PLC**  
Houston

The accessibility of data, power of AI and the rise of automation is transforming our industry daily. This is a tremendously exciting opportunity to ensure that we are enabling rewarding jobs, creating more value for our clients and shareholders.



## In the last 50 years, in what area would you say the AEC industry has evolved the most?

**#11**  
on the  
Top 400 List



**ADAM JELEN, PRESIDENT AND CEO**  
**GILBANE BUILDING CO.**  
Providence, R.I.

Safety. Over the years, we've shifted our focus beyond physical hazards to promoting individual wellbeing, raising awareness about mental health. Construction still poses many safety risks, but our collaborative focus will make our industry safer and more inclusive.



**#32**  
on the  
Top 400 List

**ERIC STENMAN, PRESIDENT AND CEO**  
**BALFOUR BEATTY**  
Dallas

The last three decades have brought long overdue safety conversations to the forefront of our industry, driven by personal relationships. The human element of construction, the ability to think collaboratively and relationally, will always be vital, and more time to devote to those pursuits can only improve the industry.

# The Top 20 Contractors by Sector

1		TRANSPORTATION	
RANK		Top 20 Revenue: \$39.3 Billion	REVENUE
2024 2023		Top 20 Market Share: 55.1%	IN \$ MIL.
1	1	KIEWIT CORP.	4,923.6
2	2	THE WALSH GROUP	3,448.1
3	3	DRAGADOS	3,319.2
4	**	COLAS INC.	2,413.6
5	7	HENSEL PHELPS	2,360.1
6	5	GRANITE CONSTRUCTION INC.	2,315.6
7	4	TUTOR PERINI CORP.	2,185.1
8	6	SKANSKA USA	2,101.8
9	9	FLATIRON CONSTRUCTION	1,979.3
10	12	CLARK GROUP	1,802.8
11	8	FERROVIAL CONSTRUCTION US HOLDINGS	1,631.2
12	10	BECHTEL	1,559.0
13	**	AECOM	1,330.3
14	16	FLUOR	1,239.1
15	**	TURNER CONSTRUCTION CO.	1,191.3
16	15	VINCI CONSTRUCTION USA	1,130.7
17	14	ALLAN MYERS	1,123.3
18	17	HERZOG	1,112.3
19	20	THE KOKOSING GROUP OF COS.	1,070.1
20	13	OHLA USA INC.	1,062.2

2		POWER	
RANK		Top 20 Revenue: \$29.1 Billion	REVENUE
2024 2023		Top 20 Market Share: 86.3%	IN \$ MIL.
1	1	MASTEC INC.	5,676.1
2	3	KIEWIT CORP.	2,971.8
3	2	BECHTEL	2,553.0
4	4	BURNS & MCDONNELL	2,075.3
5	6	MORTENSON	2,048.5
6	5	BLACK & VEATCH	2,025.9
7	7	MOSS	1,516.3
8	8	MICHEL'S CORP.	1,395.1
9	10	MCCARTHY HOLDINGS INC.	1,363.3
10	**	DEPCOM POWER	1,284.1
11	9	DAY & ZIMMERMANN	1,177.3
12	11	BLUE RIDGE POWER	1,116.8
13	12	PCL CONSTRUCTION ENTERPRISES	734.1
14	16	FERREIRA CONSTRUCTION	632.3
15	13	JINGOLI - DCO	518.2
16	15	ELECTRICAL CONSULTANTS INC.	491.0
17	17	ALLIED POWER	466.8
18	14	UNITED ENGINEERS & CONSTRUCTORS INC.	431.9
19	20	ZACHRY GROUP	318.7
20	**	BARTON MALOW HOLDINGS LLC	290.6

3		INDUSTRIAL	
RANK		Top 20 Revenue: \$19.2 Billion	REVENUE
2024 2023		Top 20 Market Share: 66.6%	IN \$ MIL.
1	1	BECHTEL	2,526.0
2	7	FLUOR	2,325.1
3	2	DPR CONSTRUCTION	1,948.0
4	3	GRAY	1,583.9
5	9	DENNIS GROUP	1,243.6
6	6	HASKELL	986.3
7	17	THE WHITING-TURNER CONTRACTING CO.	938.4
8	8	GILBANE BUILDING CO.	877.7
9	10	MIRON CONSTRUCTION CO. INC.	778.0
10	5	IPS-INTEGRATED PROJECT SERVICES LLC	765.7
11	**	THE BOLDT CO.	673.8
12	15	CLAYCO	570.0
13	13	TURNER CONSTRUCTION CO.	553.7
14	18	STELLAR GROUP INC.	545.3
15	4	CRB	525.3
16	11	ALBERICI-FLINTCO	513.7
17	14	STO BUILDING GROUP	500.0
18	**	THE YATES COS. INC.	487.0
19	16	BURNS & MCDONNELL	437.6
20	**	PEAK CONSTRUCTION CORP.	429.0

LISTS MAY INCLUDE FIRMS WHO DO NOT APPEAR ON THE TOP 400.

sure from owners who have ‘floating’ construction rates that have put their proforma upside down, making it more difficult to get additional general conditions, schedule extensions, etc.”

In an Associated General Contractors of America report on the price of materials and services used in nonresidential construction, chief economist Ken Simonson found that prices for construction inputs have risen faster than contractors’ bids every month in 2024, with an increase of .4% from March to April.

Also, “persistently long lead times for electrical equipment are adding to the cost of many building and infrastructure projects,” says Simonson, with federal policies such as Buy America also poised to “drive up prices for federally aided projects such as highways.”

Even as the country drives toward an energy shift with electric vehicles, Top 400 firms say there is a steep technical learning curve for contractors to get electric infrastructure and manufacturing projects shovel ready, and an even steeper timetable for owners looking for investment returns.

“Automotive suppliers must reconcile government demands for EV products while balancing low consumer demand,” explains Wieland’s Lorenz. “It can

create a very (unstable) outlook for our customers.”

Like many Top 400 contractors, “the Inflation Reduction Act and CHIPS Act has resulted in a wave of new projects” for Gray Construction, ranked No. 40, says President and CEO Brian Jones, adding that the firm is seeing “a surge of projects emerge related to electric vehicles, solar panels, and semi-conductors.”

“Most of these projects are mega at scale and have significant impacts on the bottom line,” he says. This includes—as is often with megaprojects—impacts on limited company resources.

In order to reduce risks and bake more predict-



**“The Inflation Reduction Act and CHIPS Act resulted in a wave of new projects. ... Most of these projects are mega at scale and have significant impacts on the bottom line!”**

Brian Jones, President, CEO, Gray Construction

# The Top 20 Contractors by Sector

4		PETROLEUM		
RANK		Top 20 Revenue: \$34.3 Billion		REVENUE
2024 2023		Top 20 Market Share: 96.9%		IN \$ MIL.
1	**	1	MCDERMOTT INTERNATIONAL	7,747.0
2	3	2	ZACHRY GROUP	4,923.3
3	5	3	BECHTEL	3,696.0
4	1	4	KIEWIT CORP.	3,364.6
5	2	5	FLUOR	2,928.3
6	4	6	TURNER INDUSTRIES GROUP LLC	2,633.0
7	7	7	MASTEC INC.	2,219.4
8	6	8	MICHELS CORP.	1,895.5
9	8	9	S&B	732.8
10	9	10	BURNS & MCDONNELL	731.5
11	10	11	MATRIX SERVICE CO.	616.9
12	11	12	SAULSBURY	615.0
13	14	13	CAJUN INDUSTRIES HOLDINGS LLC	571.0
14	13	14	APTIM	343.4
15	12	15	WOOD PLC	282.1
16	18	16	KIELY FAMILY OF COS.	262.8
17	16	17	PCL CONSTRUCTION ENTERPRISES	259.9
18	15	18	AUSTIN INDUSTRIES	232.7
19	**	19	AUDUBON	152.4
20	17	20	BARNARD CONSTRUCTION CO. INC.	141.6

5		TELECOMMUNICATIONS		
RANK		Top 20 Revenue: \$30.1 Billion		REVENUE
2024 2023		Top 20 Market Share: 88.7%		IN \$ MIL.
1	2	1	HOLDER CONSTRUCTION	3,805.0
2	3	2	HITT CONTRACTING	3,606.0
3	1	3	TURNER CONSTRUCTION CO.	3,358.4
4	4	4	DPR CONSTRUCTION	2,721.8
5	5	5	MASTEC INC.	2,572.6
6	10	6	CLAYCO	2,305.0
7	6	7	FORTIS CONSTRUCTION INC.	1,466.9
8	7	8	MORTENSON	1,350.6
9	9	9	THE WHITING-TURNER CONTRACTING CO.	1,139.9
10	11	10	CLUNE CONSTRUCTION	1,031.0
11	12	11	STO BUILDING GROUP	1,028.0
12	8	12	JE DUNN CONSTRUCTION CO.	923.0
13	14	13	BRASFIELD & GORRIE	828.2
14	15	14	WALBRIDGE	719.2
15	16	15	THE WEITZ CO. & AFFILIATES	613.6
16	19	16	MCCARTHY HOLDINGS INC.	554.1
17	20	17	HENSEL PHELPS	538.8
18	**	18	J.T. MAGEN & CO. INC.	530.0
19	18	19	GRAY	503.9
20	17	20	SKANSKA USA	500.3

6		HAZARDOUS WASTE		
RANK		Top 20 Revenue: \$3.9 Billion		REVENUE
2024 2023		Top 20 Market Share: 103.9%		IN \$ MIL.
1	1	1	BECHTEL	1,753.0
2	2	2	FLUOR	569.5
3	4	3	SEVENSON ENVIRONMENTAL	364.0
4	3	4	APTIM	286.3
5	6	5	ASRC INDUSTRIAL	234.0
6	**	6	AMES CONSTRUCTION INC.	112.0
7	7	7	J.F. BRENNAN CO. INC.	105.0
8	12	8	RAMBOLL	104.5
9	14	9	ECC	75.1
10	16	10	BURNS & MCDONNELL	74.0
11	9	11	JINGOLI - DCO	60.0
12	18	12	HALEY & ALDRICH INC.	40.2
13	17	13	TURNER INDUSTRIES GROUP LLC	35.6
14	19	14	GOODFELLOW BROS.	20.1
15	**	15	CDM SMITH	19.9
16	**	16	PCL CONSTRUCTION ENTERPRISES	11.4
17	**	17	KIEWIT CORP.	10.4
18	**	18	TETRA TECH	10.0
19	**	19	F.H. PASCHEN	5.5
20	**	20	SCS ENGINEERS	3.5

LISTS MAY INCLUDE FIRMS WHO DO NOT APPEAR ON THE TOP 400 AND CAN PUSH SECTOR MARKET SHARE PERCENTAGE OVER 100%.

ability into projects, Jones says the firm has developed a preconstruction phase, including multiple value engineering sessions that are “deliberate,” and a “collaborative” engagement of all project stakeholders to determine best value solutions.

“Building trust in the early stages of a project can be a huge challenge,” adds Jones. “Understanding our client’s decision-making process is key to our preconstruction strategy. Whether we interact directly with the decision-maker or a committee, we adapt our approach to respect their structure.”

Early collaboration can save valuable project sched-

uling time in the long run by pre-empting potential challenges, solving them before construction starts.

“One significant challenge is assisting owners in achieving their project goals within budgetary constraints,” says Samet Corp. President and COO Rick Davenport. “We’ve implemented a proactive approach by offering our expertise and involvement earlier in the project lifecycle. By engaging with owners from the outset, we can better understand their needs, preferences and budget limitations, allowing us to develop realistic and achievable project plans in partnership.”

Amid supply chain disruptions, procurement of materials and equipment early in the preconstruction phase can still pose challenges, says Davenport. “To mitigate these challenges, we’ve established strategic partnerships with suppliers and subcontractors, enabling us to secure materials and equipment in advance and minimize delays,” he says.

At Knutson Construction, Director of Preconstruction Micah Vainikka says a main challenge that the firm has faced in the preconstruction phase is the “increased speed of project development and subsequent need for urgent pricing support.”

Vainikka explains, “We work hard to overcome this



**“By engaging with owners from the outset, we can better understand their needs, preferences and budget limitations...”**

Rick Davenport, President and COO, Samet Corp.



challenge by leveraging historical data and relevant software tools to ensure we respond to requests like this quickly and with a high level of confidence in our estimates.” The firm is ranked No. 246.

Digital tools such as 3D models, predictive data analytics and artificial intelligence have also helped increase Knutson’s efficiency in predicting bottlenecks, says Vainikka, but like many Top 400 contractors, they have found that historical cost data can be unreliable in an unpredictable market.

“Historical costs are somewhat obsolete in this market,” says Doster Construction Co. Executive Vice President Alan Chandler. “You have to dive in and get current feedback to be accurate.”

JE Dunn’s Chief Strategy and Client Experience Of-

ficer, Rodd Merchant, adds that delayed project starts have also made total construction cost forecasting more difficult.

“Labor pricing and project staffing are more challenging in this environment,” says Merchant. “Beyond just the labor and materials, balancing additional requirements of projects such as sustainability, facility management and social design can add other challenges to the preconstruction phase.”

To address obstacles, Merchant says JE Dunn uses a “target value delivery” management practice throughout the lifecycle of the project to ensure the project’s definition of success is achieved.

“And the cost remains aligned with project scope,” says Merchant. JE Dunn is ranked No. 18.

**Sustainable Cold Storage** | By Jonathan Keller



Workers from Primus Builders (**No. 278**) survey the installation of a 1-MW solar array on the roof of a 295,000-sq-ft greenfield cold storage warehouse in Ridgeville, S.C., which will produce 1.5 million kwh of energy. On track to achieve LEED Gold certification, the facility will also feature a 50,000-gal rainwater capture tank to be used as part of an adiabatic cooling system that reduces the water requirement by 50% compared to traditional cooling tower systems, Primus says. Materials have been sourced regionally, and had their Environmental Product Declaration reviewed to make sure no ingredients were on the red list.

PHOTO COURTESY OF PRIMUS BUILDERS

# The Top 400 Dialogue

## What approaches have you taken to further diversity, equity and inclusion at your firm?

**#19**  
on the  
Top 400 List



**CHUCK BINKOWSKI, COO**  
**BARTON MALOW HOLDINGS**  
Southfield, Mich.

Over the past several years, we've focused more on inclusive purchasing and procurement from minority firms. We also continue to track this to identify whether or not we're hitting our goals and where we can make improvements.

**#194**  
on the  
Top 400 List



**JOHN GORMLY, CEO, CHAIRMAN**  
**OLTMANS CONSTRUCTION CO.**  
Whittier, Calif.

While we do not have an active diversity, equity and inclusion program per se, we have adopted practices aimed at fostering a high-trust workplace culture [and] we work closely with clients and business associates to ensure alignment.

## Have you made any changes to the way you measure the effectiveness of your safety program?

**#53**  
on the  
Top 400 List



**MIKE THEMANSON, VP, SAFETY**  
**CLUNE CONSTRUCTION**  
Chicago

A recent focus on high-risk activities, energy management and more proactive activity in the field by our project teams has helped our safety program reach new heights. Those numbers were only reached by having full team buy-in from all employees.

**#45**  
on the  
Top 400 List



**STEPHEN TOUPS, CEO**  
**TURNER INDUSTRIES**  
Baton Rouge, La.

All Turner employees have stop work authority—the power to suspend a work task or group operation if it's perceived unsafe in any way. Our human performance initiative also seeks to understand the "why" behind incidents to predict and prevent them.

Top 400 firms have overwhelmingly shared that skilled labor resources continues to be the industry’s most pressing hurdle when it comes to project profitability and delivering projects on time.

**Digital Helping Hands**

Emery Sapp & Sons co-CEO Tim Paulson says the industry must continue to make labor programs and trade school partnerships a priority. The contractor appears on ENR’s Top 400 list for the first time, at rank No. 119.

“Attracting the talent to meet the craft workforce needs on our infrastructure projects continues to be a challenge,” explains Paulson. “Recruitment, retention and upscaling talent will be our company’s and our industry’s challenge for the next decades.”

Swinerton, ranked No. 35, says it is on its way to becoming one of the largest concrete and drywall contractors in the U.S., but CEO David Callis says the company’s biggest obstacle is growing and training its craft employees. “This challenge is not unique to Swinerton, and represents a fantastic opportunity to conduct outreach events in our trade schools and high



**“Recruitment, retention and upscaling talent will be our company’s and our industry’s challenge for the next decades”**

Tim Paulson, co-CEO, Emery Sapp & Sons

schools to better inform our youth of the opportunities within the construction industry,” says Callis.

McGough President and CEO Tom McGough Jr. adds, “As construction projects become more sophisticated, the demand for skilled labor increases.”

To address long-term labor pool challenges, McGough says the company is investing in recruiting and talent development programs, including partnerships with trade partners and educational institutions. In the short-term, the No. 115 ranked contractor has made



# Drive growth and win the right bids with one connected platform.

To learn more about Salesforce for Engineering & Construction, scan the QR code or call 800-387-3285.



# The Top 100 Contractors by New Contracts

RANK 2024		NEW CONTRACTS IN \$ MIL.	RANK 2024		NEW CONTRACTS IN \$ MIL.	RANK 2024		NEW CONTRACTS IN \$ MIL.
1	BECHTEL	27,820.0	36	GRAY	3,483.4	71	PEPPER CONSTRUCTION	1,895.9
2	TURNER CONSTRUCTION CO.	20,135.0	37	EXYTE AMERICAS HOLDING INC.	3,122.5	72	COASTAL CONSTRUCTION GROUP	1,862.0
3	FLUOR	18,067.7	38	ZACHRY GROUP	3,066.2	73	HARVEY   HARVEY-CLEARY	1,850.0
4	STO BUILDING GROUP	15,500.0	39	GRANITE CONSTRUCTION INC.	3,000.1	74	JT. MAGEN & CO. INC.	1,837.6
5	KIEWIT CORP.	15,160.9	40	POGUE CONSTRUCTION	3,000.0	75	SHAWMUT DESIGN AND CONSTRUCTION	1,830.0
6	THE WHITING-TURNER CONTRACTING CO.	14,000.0	41	FLATIRON CONSTRUCTION	2,788.2	76	MCCOWNGORDON CONSTRUCTION	1,782.4
7	GILBANE BUILDING CO.	13,112.0	42	EVANS GENERAL CONTRACTORS	2,634.0	77	THE CIANBRO COS.	1,734.0
8	HENSEL PHELPS	11,897.3	43	BIG-D CONSTRUCTION	2,623.0	78	ALLAN MYERS	1,702.8
9	MASTEC INC.	11,081.7	44	MOSS	2,609.0	79	TRUEBECK CONSTRUCTION	1,667.2
10	MCDERMOTT INTERNATIONAL	9,800.0	45	HOFFMAN CONSTRUCTION	2,591.0	80	COLAS INC.	1,625.0
11	JE DUNN CONSTRUCTION CO.	8,757.0	46	FORTIS CONSTRUCTION INC.	2,587.1	81	HOAR CONSTRUCTION	1,603.5
12	MCCARTHY HOLDINGS INC.	8,640.0	47	RYAN COS. US INC.	2,547.0	82	BRINKMANN CONSTRUCTORS	1,577.6
13	DPR CONSTRUCTION	8,525.6	48	SUNDT CONSTRUCTION INC.	2,534.4	83	TURNER INDUSTRIES GROUP LLC	1,569.0
14	SKANSKA USA	7,788.1	49	FERROVIAL CONSTRUCTION US HOLDINGS CORP.	2,493.5	84	SUMMIT CONTRACTING GROUP INC.	1,569.0
15	HITT CONTRACTING	7,438.4	50	HAWAIIAN DREDGING CONSTRUCTION CO. INC.	2,487.0	85	S&B	1,557.8
16	PCL CONSTRUCTION ENTERPRISES	7,426.6	51	DEPCOM POWER	2,478.7	86	GARNEY HOLDING CO.	1,546.0
17	BRASFIELD & GORRIE	7,282.5	52	THE CHRISTMAN CO.	2,429.0	87	CLANCY & THEYS CONSTRUCTION	1,506.0
18	CLAYCO	7,100.0	53	THE RUDOLPH LIBBE COS. INC.	2,333.0	88	ADOLFSON & PETERSON CONSTRUCTION	1,471.0
19	MORTENSON	6,900.1	54	MANHATTAN CONSTRUCTION GROUP	2,280.1	89	OHLA USA INC.	1,463.0
20	HOLDER CONSTRUCTION	6,885.0	55	ROBINS & MORTON	2,280.0	90	ASRC INDUSTRIAL	1,436.0
21	THE YATES COS. INC.	6,567.7	56	MESSER CONSTRUCTION CO.	2,200.7	91	E. E. REED CONSTRUCTION	1,402.0
22	SWINERTON	6,502.0	57	WHARTON-SMITH INC.	2,196.0	92	SPAWGLASS HOLDING	1,395.9
23	CLARK GROUP	6,488.4	58	BARTON MALOW HOLDINGS LLC	2,132.4	93	APTIM	1,391.4
24	WALBRIDGE	6,419.4	59	AMES CONSTRUCTION INC.	2,122.0	94	CHOATE CONSTRUCTION CO.	1,379.4
25	THE WALSH GROUP	6,307.0	60	HERZOG	2,066.0	95	KNUTSON CONSTRUCTION	1,358.0
26	TUTOR PERINI CORP.	6,109.6	61	CROSSLAND CONSTRUCTION CO. INC.	2,042.0	96	C.W. DRIVER COS.	1,342.1
27	AECOM	6,102.4	62	J.P. CULLEN AND SONS INC.	2,039.0	97	LENDLEASE	1,326.8
28	AUSTIN INDUSTRIES	5,810.0	63	DEVCON CONSTRUCTION INC.	2,000.0	98	CLUNE CONSTRUCTION	1,320.0
29	ALBERICI-FLINTCO	5,295.4	64	MCGOUGH	2,000.0	99	MIRON CONSTRUCTION CO. INC.	1,300.0
30	BALFOUR BEATTY US	4,466.8	65	STACY AND WITBECK INC.	2,000.0	100	POWER CONSTRUCTION CO. LLC	1,300.0
31	CONSIGLI BUILDING GROUP INC.	4,132.0	66	STERLING INFRASTRUCTURE INC.	1,975.3			
32	SUFFOLK CONSTRUCTION CO. INC.	4,022.3	67	THE WEITZ CO. & AFFILIATES	1,968.2			
33	THE KOKOSING GROUP OF COS.	3,754.3	68	OKLAND CONSTRUCTION	1,965.0			
34	DRAGADOS	3,696.9	69	LEASE CRUTCHER LEWIS	1,956.0			
35	MICHEL'S CORP.	3,657.0	70	BL HARBERT INTERNATIONAL	1,952.7			

hardware and software investments to give its project teams some digital helping hands.

With a focus on early 4D planning, coordination, prefabrication, quality assurance and project controls, McGough Executive Vice President, Enterprise Construction Services Jeff Dzurik says the company's recent tech investments include drone deployment and Openspace.ai for reality capture, BIM for integrated collaboration, wearable Lidar scanners, mobile augmented reality tablets for overlaying fabrication models and virtual reality headsets for early visualization.

Dzurik adds that the company is also "excited about advancements in autonomous reality capture using

## On the Web

For expanded content on ENR's Top Lists, see [ENR.com/toplists](https://enr.com/toplists).

robots and opportunities to leverage AI across our business operations."

Kiewit, ranked No. 2, shares that the company has continued to make investments in data infrastructure and data strategy over the past year, including artificial intelligence utilization in the form of a new cloud data platform.

"This platform is the backbone of our automation and data science initiatives and is propelling our AI advancements," says Kiewit. "As we're getting our arms around the value and true business impact of AI, we're starting to transform industry standards and innovate in ways that we believe will help reshape the future of construction and engineering."

#100

DEPCOM POWER is working on  
Ciro One, Puerto Rico's largest solar  
and battery energy storage system,  
the firm says.

OVERVIEW

# The Top 50 Contractors Working Abroad

RANK 2024		REVENUE IN \$ MIL.	RANK 2024		REVENUE IN \$ MIL.	RANK 2024		REVENUE IN \$ MIL.
1	MCDERMOTT INTERNATIONAL	5,735.0	18	WALBRIDGE	298.4	35	A. EPSTEIN AND SONS INTERNATIONAL, INC.	53.4
2	BECHTEL	5,650.0	19	DPR CONSTRUCTION	298.2	36	TRAYLOR CONSTRUCTION GROUP INC.	49.1
3	FLUOR	5,292.0	20	SOUTHLAND HOLDINGS	288.0	37	T N WARD CO.	45.6
4	PCL CONSTRUCTION ENTERPRISES	3,947.7	21	FLATIRON CONSTRUCTION	254.9	38	HERZOG	45.3
5	KIEWIT CORP.	2,069.4	22	RAILWORKS	239.7	39	DENNIS GROUP	41.4
6	HOFFMAN CONSTRUCTION	1,670.0	23	PARSONS CORP.	237.1	40	THE WEITZ CO. & AFFILIATES	40.8
7	ALBERICI-FLINTCO	1,253.1	24	APTIM	195.5	41	RONCELLI INC.	38.0
8	MICHELSON CORP.	1,063.7	25	HASKELL	185.4	42	ORION GROUP HOLDINGS	36.1
9	DRAGADOS	1,036.1	26	BARNARD CONSTRUCTION CO. INC.	182.5	43	COMMERCIAL CONTRACTING CORP.	35.4
10	BL HARBERT INTERNATIONAL	757.61	27	ECC	172.5	44	DAY & ZIMMERMANN	32.0
11	STO BUILDING GROUP	703.0	28	MASTEC INC.	160.6	45	GRANITE CONSTRUCTION INC.	26.4
12	TURNER CONSTRUCTION CO.	666.6	29	BURNS & MCDONNELL	159.9	46	CHINA CONSTR. AMERICA/PLAZA CONSTR.	25.5
13	TUTOR PERINI CORP.	442.3	30	BARTON MALOW HOLDINGS LLC	130.6	47	IPS-INTEGRATED PROJECT SERVICES LLC	23.1
14	CADDELL CONSTRUCTION	384.8	31	CONSIGLI BUILDING GROUP INC.	75.0	48	SHIMIZU NORTH AMERICA LLC	20.4
15	BLACK & VEATCH	383.8	32	THE WALSH GROUP	60.0	49	LEASE CRUTCHER LEWIS	20.0
16	FORTIS CONSTRUCTION INC.	326.2	33	MATRIX SERVICE CO.	57.8	50	ARCO CONSTRUCTION COS.	19.5
17	GILBANE BUILDING CO.	302.7	34	UNITED ENGINEERS & CONSTRUCTORS INC.	55.3			

FIRMS ARE RANKED BY INTERNATIONAL REVENUE.

## **Ironically, one of the best ways to build the future actually involves buildings.**

Why so much optimism in the face of our industry's uncertain future? Because every day, industry's most indispensable minds are shining a light on new ways to build, power, and protect Earth's resources in route to a more sustainable future—all while providing the world with everything it needs today.

At Deloitte, we're doing our part by amplifying every idea and innovation, so that more ideas, inroads, and energy transitions are ignited. We illuminate the possibilities today so that, through our clients, humanity can look forward to a brilliant tomorrow.



**Deloitte.**

Copyright © 2024 Deloitte Development LLC. All rights reserved.

# The Top 50 Domestic Heavy Contractors

RANK 2024	FIRM	REVENUE IN \$ MIL.	% OF TOTAL REVENUE			
			TRANSPORTATION	SEWER	HAZARDOUS WASTE	WATER
1	KIEWIT CORP.	6,014.0	38	7	0	6
2	THE WALSH GROUP	4,684.2	51	10	0	8
3	DRAGADOS	2,904.2	87	3	0	7
4	GRANITE CONSTRUCTION INC.	2,751.9	66	2	0	10
5	HENSEL PHELPS	2,622.8	33	3	0	0
6	COLAS INC.	2,413.6	100	0	0	0
7	SKANSKA USA	2,201.4	30	1	0	0
8	FLATIRON CONSTRUCTION	2,080.8	91	6	0	3
9	CLARK GROUP	2,023.8	27	3	0	0
10	TUTOR PERINI CORP.	1,996.3	46	0	0	0
11	FERROVIAL CONSTRUCTION US HOLDINGS CORP.	1,883.8	85	13	0	0
12	GARNEY HOLDING CO.	1,837.0	0	39	0	61
13	BECHTEL	1,750.0	0	0	24	0
14	FLUOR	1,434.8	21	0	14	0
15	THE KOKOSING GROUP OF COS.	1,394.8	46	10	0	4
16	AECOM	1,330.3	19	0	0	0
17	ALLAN MYERS	1,293.2	87	11	0	3
18	AMES CONSTRUCTION INC.	1,229.0	47	0	6	12
19	MASTEC INC.	1,205.5	8	2	0	1
20	TURNER CONSTRUCTION CO.	1,185.9	7	0	0	0
21	LANE INDUSTRIES INC.	1,175.7	82	7	0	10
22	VINCI CONSTRUCTION USA (F/K/A EUROVIA USA)	1,130.7	100	0	0	0
23	OHLA USA INC.	1,124.1	93	2	0	4
24	HERZOG	1,082.0	99	1	0	0
25	SUNDT CONSTRUCTION INC.	1,060.9	15	29	0	4
26	AUSTIN INDUSTRIES	936.5	20	0	0	0
27	SOUTHLAND HOLDINGS	879.0	67	4	0	29
28	BALFOUR BEATTY US	860.6	16	1	0	2
29	PJ DICK - TRUMBULL - LINDY GROUP	817.0	58	2	0	0
30	LAS VEGAS PAVING CORP.	815.0	100	0	0	0
31	RAILWORKS	799.0	91	0	0	0
32	TEICHERT CONSTRUCTION	759.7	66	1	0	7
33	S&B USA CONSTRUCTION	740.0	84	0	0	13
34	SUPERIOR CONSTRUCTION HOLDING CO. INC.	720.7	95	0	0	0
35	MICHEL'S CORP.	712.1	13	2	0	6
36	F.H. PASCHEN	701.3	68	1	1	0
37	WILLIAMS BROTHERS CONSTRUCTION CO. INC.	697.5	100	0	0	0
38	ALBERICI-FLINTCO	676.6	10	4	0	10
39	TRAYLOR CONSTRUCTION GROUP INC.	663.4	40	12	0	14
40	PCL CONSTRUCTION ENTERPRISES	653.8	7	1	0	11
41	STERLING INFRASTRUCTURE INC.	630.9	32	0	0	0
42	STACY AND WITBECK INC.	629.0	100	0	0	0
43	SHIMMICK	611.2	39	7	0	47
44	HOLDER CONSTRUCTION	601.0	12	0	0	0
45	GREAT LAKES DREDGE & DOCK CO.	589.6	100	0	0	0
46	ASRC INDUSTRIAL	585.0	15	5	20	10
47	THE MIDDLESEX CORP.	584.8	96	0	0	0
48	ANDERSON COLUMBIA CO. INC.	572.0	100	0	0	0
49	EMERY SAPP CONSTRUCTION INC.	562.7	45	2	0	5
50	ZACHRY CONSTRUCTION CORP.	557.3	92	0	0	5

FIRMS ARE RANKED BY THE TOTAL REVENUE FROM DOMESTIC MARKETS THAT INVOLVE PRIMARILY EARTHMOVING AND RELATED SKILLS, AND ARE PRIMARILY PUBLICLY FUNDED.

## Industry Evolution

Beyond technology, Top 400 contractors say they are reconfiguring operations and adopting new ways of cultivating resources, internally and externally, to keep pace with changing industry demands.

At Stacy and Witbeck, ranked No. 201, President Clayton Gilliland says the contractor has seen success battling profitability challenges with alternate project delivery, which has helped the firm “by reshaping or reprioritizing the project scope, schedule and budget while keeping project goals intact.”

Over the past year, Primus has invested in improving its business operating system, says Hott. “The highlight of this effort has been standardizing our operating procedures so that when an employee joins our team, they have every tool necessary to succeed starting on Day 1, no matter what their role is,” he says.

At Clayco, the contractor has expanded its purchasing and engineering services with its subsidiary, Consolidated Distribution Co., which leverages international and national purchasing power.

“Along with supplying products, we also provide product customization and logistics, and can assist in strategic planning and specifications,” says Johnson.

On ENR’s Top 400 list, domestic and international contracting revenue totals have increased, rising 13.4% and 21.7% respectively. The return of McDermott International to the list, ranked No. 9, heavily influenced the list’s international revenue, adding \$5.74 billion. Median international revenue fell 12.7%, to \$58.9 million this year from \$67.5 million last year. Less than half of the firms who filed both this year and last saw an increase in international revenue this year.

The numbers could reflect a business strategy among contractors to focus on the markets they know best to cultivate quality and control of resources, in place of rapid expansion, explains Moss CEO Scott Moss.

“With growth comes the challenge of scaling effectively while still maintaining the integrity of the values that have differentiated Moss from other contractors within the space,” says Moss. “Leadership has recognized the importance of maintaining these values and principles in perpetuity and has adopted several strategies that support this initiative as we continue to scale.”

Moss explains that its employees are the most important factor in achieving company goals. “Strategic hiring practices have been implemented to make sure we are welcoming people that are not only capable of doing the work but doing it in alignment with our core values,” he explains.

As Garney CEO David Burkhart explains, sometimes the most powerful solution is to focus on refining the industry's core practices.

"In today's labor market, investing in fundamental principles by returning to the basics is crucial to maintain competitiveness and ensure our workforce is well-equipped for future success," says Burkhart. "While technological expertise is highly valuable, it's important to maintain sight of the critical core experience required in our highly specialized industry."

At Catamount Constructors, ranked No. 139, this strategy has also materialized in investments into employee well-being, says Emily Livorsi, vice president of people.

"In addition to professional training, we see our employees as 'whole leaders' and invest deeply in personal development including physical, financial and emotional well-being," says Livorsi. "Our people have shared time and again that one of Catamount's differentiators is the deep focus on development."

As the industry onboards new employees, contractors must focus on evolving their skills, says Pep-



**"In addition to professional training, we see our employees as 'whole leaders' and invest deeply in personal development."**

Emily Livorsi, VP of People, Catamount

per Construction Executive Vice President Jay Ripsky. The firm is ranked No. 63.

"We want them to feel supported as they adapt to our culture and are able to become part of the family," says Ripsky, as the Chicago-based contractor approaches its 100-year anniversary.

"Ironically, construction is the only industry that has become less productive over the past 50 years," says Suffolk Construction CEO and Chairman John Fish. Noting that the Empire State Building was built in just

**DURA FUSE**  
FRAMES

**We've got your back for any steel moment frame design**



- Resilience through repairability
- Minimize steel tonnage
- Minimize seismic detailing
- Complimentary design assist



- Minimize steel tonnage
- Simplify fabrication
- Increase erection speed
- Complimentary design assist

**Find your solution at [DuraFuseFrames.com](https://DuraFuseFrames.com)**

# The Top 50 in Domestic Building/Mfg. Revenue

RANK		FIRM	REVENUE IN \$ MIL.
2024	2023		
1	1	TURNER CONSTRUCTION CO.	11,438.8
2	2	STO BUILDING GROUP	8,920.0
3	3	THE WHITING-TURNER CONTRACTING CO.	8,787.5
4	5	ARCO CONSTRUCTION COS.	6,506.4
5	10	BARTON MALOW HOLDINGS LLC	6,135.0
6	6	GILBANE BUILDING CO.	5,962.1
7	8	JE DUNN CONSTRUCTION CO.	5,198.0
8	11	SUFFOLK CONSTRUCTION CO. INC.	5,079.0
9	7	AECOM	4,914.9
10	20	WALBRIDGE	4,833.9
11	9	DPR CONSTRUCTION	4,681.7
12	22	THE YATES COS. INC.	4,504.2
13	12	BRASFIELD & GORRIE	4,471.6
14	4	CLARK GROUP	4,417.3
15	15	SKANSKA USA	4,308.1
16	18	BALFOUR BEATTY US	3,837.8
17	19	MCCARTHY HOLDINGS INC.	3,826.8

RANK		FIRM	REVENUE IN \$ MIL.
2024	2023		
18	16	SWINERTON	3,806.0
19	17	HENSEL PHELPS	3,774.9
20	26	HOFFMAN CONSTRUCTION	3,585.0
21	31	AUSTIN INDUSTRIES	3,120.2
22	21	CONSIGLI BUILDING GROUP INC.	3,064.0
23	13	RYAN COS. US INC.	3,039.0
24	14	CLAYCO	2,768.0
25	24	ALSTON CONSTRUCTION	2,371.0
26	23	TUTOR PERINI CORP.	2,329.3
27	34	ALBERICI-FLINTCO	2,048.8
28	39	PCL CONSTRUCTION ENTERPRISES	2,027.8
29	35	ROBINS & MORTON	2,024.6
30	25	HITT CONTRACTING	2,003.5
31	**	DEVCON CONSTRUCTION INC.	1,986.0
32	30	MORTENSON	1,969.9
33	36	CHOATE CONSTRUCTION CO.	1,959.4
34	33	HARVEY   HARVEY-CLEARY	1,936.7

RANK		FIRM	REVENUE IN \$ MIL.
2024	2023		
35	28	BIG-D CONSTRUCTION	1,923.0
36	38	THE WALSH GROUP	1,844.7
37	**	F.A. WILHELM CONSTRUCTION	1,817.0
38	41	HUNTER ROBERTS CONSTRUCTION	1,813.0
39	42	CORE CONSTRUCTION GROUP	1,789.4
40	**	CROSSLAND CONSTRUCTION CO. INC.	1,749.0
41	29	PEPPER CONSTRUCTION	1,691.1
42	40	E. E. REED CONSTRUCTION	1,667.0
43	**	MOSS	1,649.1
44	47	BRINKMANN CONSTRUCTORS	1,641.3
45	**	SHAWMUT DESIGN AND CONSTRUCTION	1,637.1
46	44	HATHAWAY DINWIDDIE CONSTRUCTION	1,606.0
47	**	SUMMIT CONTRACTING GROUP INC.	1,569.0
48	**	CONSTRUCTION PARTNERS	1,563.5
49	**	EXYTE AMERICAS HOLDING INC.	1,559.0
50	45	OKLAND CONSTRUCTION	1,553.0

FIRMS ARE RANKED BY TOTAL REVENUE FROM DOMESTIC GENERAL BUILDING AND MANUFACTURING.

**ENR**  
Engineering News-Record

**ENR.COM/VIDEOS**



**2024 ENR Award of Excellence: Kit Miyamoto**  
Structural engineer Kit Miyamoto travels the globe to help countries rebuild from disaster.



## Presidential Libraries | By Jonathan Keller



JE Dunn (**No. 18**) is building the 92,000-sq-ft Theodore Roosevelt Presidential Library in Medora, N.D., near the national park named for the 26th president, who lived in the region in the 1880s. Estimated project cost is \$333 million, with most privately funded so far. The mass timber library, targeting full Living Building and LEED platinum certifications by its 2026 opening, is set to be net-zero energy, water and waste.

under 14 months, “Today, it would take four years to build that same building because our industry is so fragmented and siloed” because “contractors are less willing to innovate or change the way it has always been done,” he adds. “We must innovate.”

Yet innovation must not be the construction industry’s sole purpose, says Mike Kuntz, executive vice

president at Turner Construction, ranked No. 1.

Kuntz adds, “In 50 years, as people reflect on our work building significant sustainable and resilient projects in our communities, I hope they will recognize that the most lasting, rewarding and life-changing work we have done is the progress we made in building a more just society.” ■

## How To Read the Tables

**Companies** are ranked by construction revenue in 2023 in (\$ millions). Those with subsidiaries (†) are listed by company rank, which may be found on the ENR website at [www.ENR.com](http://www.ENR.com). Firms not ranked last year are designated as \*\*. Some markets may not add up to 100% due to omission of the “other” miscellaneous market category. NA = “not available.”

**Figures** include prime construction contracts, shares of joint ventures, subcontracts, the construction portion of design-construct contracts and construction management-at-risk contracts when the firm’s risks are similar to those of a general contractor. Figures also include the value of installed equipment when a firm has prime responsibility for specifying and procuring it within the scope of its construction contract.

**General Building** includes commercial buildings, offices, stores, educational facilities, government buildings, hospitals, medical facilities, hotels, apartments, housing, etc.

**Manufacturing** includes auto assembly, electronic assembly, textile plants, etc.

**Power** includes thermal and hydroelectric power plants, waste-to-energy plants, transmission lines, substations, cogeneration plants, etc.

**Water Supply** includes dams, reservoirs, transmission pipelines, distribution mains, irrigation canals, desalination and potability treatment plants, pumping stations, etc.

**Sewerage / Solid Waste** includes sanitary and storm sewers, treatment plants, pumping plants, incinerators, industrial waste facilities, etc.

**Industrial Process** includes pulp and paper mills, steel mills, non-ferrous metal refineries, pharmaceutical plants, chemical plants, food and other processing plants, etc.

**Petroleum** includes refineries, petrochemical plants, offshore facilities, pipelines, etc.

**Transportation** includes airports, bridges, roads, canals, locks, dredging, marine facilities, piers, railroads, tunnels, etc.

**Hazardous Waste** includes chemical and nuclear waste treatment, asbestos and lead abatement, etc.

**Telecommunications** includes transmission lines and cabling, towers and antennae, data centers and web hotels, etc.

RANK 2024	RANK 2023	FIRM	2023 REVENUE (\$ MIL)		2023 NEW CONTRACTS	GENERAL BUILDING	MANUFACTURING	POWER	WATER / SEWER / WASTE	INDUS. / PETROLEUM	TRANSPORTATION	HAZARDOUS WASTE	TELECOM	% CM-AT-RISK
			TOTAL	INT'L										
1	1	TURNER CONSTRUCTION CO., New York, N.Y.†	17,128.6	666.6	20,135.0	62	9	0	0	3	7	0	20	87
2	4	KIEWIT CORP., Omaha, Neb.†	13,753.2	2,069.4	15,160.9	5	0	22	12	26	36	0	0	14
3	2	BECHTEL, Reston, Va.†	12,879.0	5,650.0	27,820.0	0	5	20	0	48	12	14	1	24
4	3	MASTEC INC., Coral Gables, Fla.†	11,995.9	160.6	11,081.7	0	0	47	3	19	8	0	21	0
5	7	THE WHITING-TURNER CONTRACTING CO., Baltimore, Md.	11,259.2	0.0	14,000.0	75	4	1	1	8	2	0	10	68
6	5	STO BUILDING GROUP, New York, N.Y.†	11,081.0	703.0	15,500.0	86	0	0	0	5	0	0	9	75
7	6	DPR CONSTRUCTION, Redwood City, Calif.†	9,448.9	298.2	8,525.6	47	4	0	0	21	0	0	29	79
8	8	FLUOR, Irving, Texas†	9,448.2	5,292.0	18,067.7	11	4	2	0	56	13	6	0	0
9	**	MCDERMOTT INTERNATIONAL, Houston, Texas	7,747.0	5,735.0	9,800.0	0	0	0	0	100	0	0	0	0
10	13	PCL CONSTRUCTION ENTERPRISES, Denver, Colo.†	7,309.6	3,947.7	7,426.6	66	0	10	7	8	8	0	0	42
11	12	GILBANE BUILDING CO., Providence, R.I.†	7,188.1	302.7	13,112.0	78	7	0	0	12	2	0	1	80
12	10	SKANSKA USA, New York, N.Y.†	7,091.8	0.0	7,788.1	51	9	0	1	0	30	0	7	59
13	11	HENSEL PHELPS, Greeley, Colo.	7,066.8	0.0	11,897.3	43	10	0	4	2	33	0	8	45
14	14	AECOM, Dallas, Texas	6,921.2	5.3	6,102.4	70	1	3	0	0	19	0	6	84
15	15	THE WALSH GROUP, Chicago, Ill.	6,817.3	60.0	6,307.0	28	0	0	18	0	51	0	3	13
16	9	CLARK GROUP, McLean, Va.	6,565.7	0.0	6,488.4	67	0	1	3	0	27	0	1	54
17	17	ARCO CONSTRUCTION COS., St. Louis, Mo.	6,543.3	19.5	776.5	94	6	0	0	0	0	0	0	0
18	16	JE DUNN CONSTRUCTION CO., Kansas City, Mo.	6,479.0	0.0	8,757.0	71	9	0	0	3	3	0	14	81
19	25	BARTON MALOW HOLDINGS LLC, Southfield, Mich.†	6,473.2	130.6	2,132.4	29	65	4	0	0	0	0	0	28
20	19	MCCARTHY HOLDINGS INC., St. Louis, Mo.†	6,241.7	0.0	8,640.0	61	0	22	2	2	4	0	9	53
21	34	WALBRIDGE, Detroit, Mich.	5,953.9	298.4	6,419.4	3	83	0	0	2	0	0	12	15
22	21	BRASFIELD & GORRIE, Birmingham, Ala.	5,832.6	0.0	7,282.5	70	7	1	4	4	1	0	14	7
23	20	CLAYCO, Chicago, Ill.†	5,780.0	0.0	7,100.0	24	24	2	0	10	0	0	40	0
24	30	HOFFMAN CONSTRUCTION, Portland, Ore.	5,689.0	1,670.0	2,591.0	7	85	0	2	0	6	0	0	14
25	24	SUFFOLK CONSTRUCTION CO. INC., Boston, Mass.†	5,610.7	0.0	4,022.3	91	0	0	0	0	4	0	6	1
26	18	HITT CONTRACTING, Falls Church, Va.	5,609.5	0.0	7,438.4	36	0	0	0	0	0	0	64	100
27	22	MORTENSON, Minneapolis, Minn.†	5,507.0	0.0	6,900.1	28	8	37	0	0	2	0	25	52
28	33	ZACHRY GROUP, San Antonio, Texas†	5,444.1	0.0	3,066.2	0	0	6	0	94	0	0	0	0
29	40	THE YATES COS. INC., Philadelphia, Miss.†	5,125.1	0.0	6,567.7	20	68	0	0	10	2	0	0	35
30	27	HOLDER CONSTRUCTION, Atlanta, Ga.	5,011.0	0.0	6,885.0	12	0	0	0	0	12	0	76	96
31	23	TUTOR PERINI CORP., Sylmar, Calif.†	4,767.9	442.3	6,109.6	54	0	0	0	0	46	0	0	0
32	26	BALFOUR BEATTY US, Dallas, Texas†	4,698.4	0.0	4,466.8	81	0	0	2	0	16	0	0	66
33	38	AUSTIN INDUSTRIES, Dallas, Texas	4,553.5	0.0	5,810.0	16	52	0	0	11	20	0	0	20
34	32	MICHEL'S CORP., Brownsville, Wis.†	4,476.8	1,063.7	3,657.0	7	0	31	7	42	10	0	2	0
35	29	SWINERTON, Concord, Calif.	4,203.0	0.0	6,502.0	91	0	2	0	0	6	0	2	61
36	39	ALBERICI-FLINTCO, St. Louis, Mo.†	4,030.3	1,253.1	5,295.4	45	24	0	10	13	7	0	0	50
37	35	DRAGADOS, New York, N.Y.†	4,023.3	1,036.1	3,696.9	2	0	0	12	3	82	0	0	1
38	31	BURNS & MCDONNELL, Kansas City, Mo.†	3,744.6	159.9	NA	1	4	55	1	31	4	2	1	0
39	36	GRANITE CONSTRUCTION INC., Watsonville, Calif.†	3,509.1	26.4	3,000.1	12	0	3	12	0	66	0	0	2
40	37	GRAY, Lexington, Ky.†	3,483.4	8.3	3,483.4	8	32	0	0	45	0	0	14	8
41	44	MOSS, Fort Lauderdale, Fla.	3,183.0	0.0	2,609.0	52	0	48	0	0	1	0	0	100
42	28	RYAN COS. US INC., Minneapolis, Minn.	3,142.0	0.0	2,547.0	97	0	0	0	0	0	0	3	5
43	41	CONSIGLI BUILDING GROUP INC., Milford, Mass.†	3,139.0	75.0	4,132.0	100	0	0	0	0	0	0	0	87
44	42	BLACK & VEATCH, Overland Park, Kan.†	2,860.2	383.8	255.6	0	0	71	9	4	1	0	16	16
45	45	TURNER INDUSTRIES GROUP LLC, Baton Rouge, La.†	2,737.9	0.0	1,569.0	0	0	1	0	98	0	1	0	0
46	43	BIG-D CONSTRUCTION, Salt Lake City, Utah†	2,620.0	0.0	2,623.0	73	0	0	0	6	12	0	2	87
47	**	COLAS INC., Morristown, N.J.†	2,413.6	0.0	1,625.0	0	0	0	0	0	100	0	0	0
48	48	ALSTON CONSTRUCTION, Atlanta, Ga.	2,371.0	0.0	1,173.0	100	0	0	0	0	0	0	0	0
49	49	FLATIRON CONSTRUCTION, Broomfield, Colo.†	2,343.5	254.9	2,788.2	0	0	0	15	0	84	0	0	0
50	60	THE KOKOSING GROUP OF COS., Westerville, Ohio†	2,328.7	0.0	3,754.3	9	19	2	14	5	46	0	0	26

RANK 2024	RANK 2023	FIRM	2023 REVENUE (\$ MIL)		2023 NEW CONTRACTS	GENERAL BUILDING	MANUFACTURING	POWER	WATER / SEWER / WASTE	INDUS. / PETROLEUM	TRANSPORTATION	HAZARDOUS WASTE	TELECOM	% CM-AT-RISK
			TOTAL	INT'L										
51	62	SUNDT CONSTRUCTION INC., Tempe, Ariz.	2,254.0	0.0	2,534.4	15	22	9	33	2	15	0	6	43
52	63	CHOATE CONSTRUCTION CO., Atlanta, Ga.	2,192.4	0.0	1,379.4	82	8	0	0	11	0	0	0	0
53	64	CLUNE CONSTRUCTION, Chicago, Ill.	2,082.0	0.0	1,320.0	50	0	0	0	0	1	0	50	74
54	74	F.A. WILHELM CONSTRUCTION, Indianapolis, Ind.†	2,074.0	0.0	1,100.0	75	13	2	5	3	3	0	0	30
55	91	CROSSLAND CONSTRUCTION CO. INC., Columbus, Kan.	2,064.0	0.0	2,042.0	78	7	0	10	0	5	0	0	31
56	61	ROBINS & MORTON, Birmingham, Ala.	2,030.4	0.0	2,280.0	100	0	0	0	0	0	0	0	60
57	56	EVANS GENERAL CONTRACTORS, Alpharetta, Ga.	2,010.0	0.0	2,634.0	50	27	0	0	18	0	0	5	0
58	46	DEVCON CONSTRUCTION INC., Milpitas, Calif.	1,986.0	0.0	2,000.0	100	0	0	0	0	0	0	0	0
59	51	STERLING INFRASTRUCTURE INC., The Woodlands, Texas†	1,972.2	0.0	1,975.3	68	0	0	0	0	32	0	0	8
60	58	HARVEY   HARVEY-CLEARY, Houston, Texas†	1,936.7	0.0	1,850.0	100	0	0	0	0	0	0	0	0
61	47	FERROVIAL CONSTRUCTION US HOLDINGS CORP., Austin, Texas	1,913.7	0.0	2,493.5	0	0	2	13	0	85	0	0	2
62	65	AMES CONSTRUCTION INC., Burnsville, Minn.	1,877.0	0.0	2,122.0	0	18	6	12	10	47	6	0	27
63	52	PEPPER CONSTRUCTION, Chicago, Ill.†	1,841.5	0.0	1,895.9	92	0	1	0	0	0	0	7	38
64	71	GARNEY HOLDING CO., Kansas City, Mo.†	1,837.0	0.0	1,546.0	0	0	0	100	0	0	0	0	31
65	68	HUNTER ROBERTS CONSTRUCTION GROUP LLC, New York, N.Y.	1,813.0	0.0	784.0	100	0	0	0	0	0	0	0	96
66	69	CORE CONSTRUCTION GROUP, Frisco, Texas	1,789.4	0.0	NA	100	0	0	0	0	0	0	0	66
67	70	MANHATTAN CONSTRUCTION GROUP, Tulsa, Okla.†	1,784.5	1.7	2,280.1	74	0	0	0	4	19	0	3	59
68	66	J.T. MAGEN & CO. INC., New York, N.Y.	1,765.0	0.0	1,837.6	70	0	0	0	0	0	0	30	70
69	59	HASKELL, Jacksonville, Fla.†	1,728.9	185.4	NA	17	11	0	15	57	0	0	0	0
70	55	FORTIS CONSTRUCTION INC., Portland, Ore.	1,708.7	326.2	2,587.1	12	1	0	0	0	0	0	86	97
71	57	MIRON CONSTRUCTION CO. INC., Neenah, Wis.	1,685.0	0.0	1,300.0	43	1	7	2	46	1	0	0	55
72	67	E.E. REED CONSTRUCTION, Sugar Land, Texas†	1,667.0	0.0	1,402.0	100	0	0	0	0	0	0	0	0
73	80	BRINKMANN CONSTRUCTORS, Chesterfield, Mo.	1,648.2	0.0	1,577.6	92	8	0	0	0	0	0	0	18
74	89	SHAWMUT DESIGN AND CONSTRUCTION, Boston, Mass.	1,637.1	0.0	1,830.0	100	0	0	0	0	0	0	0	95
75	133	EXYTE AMERICAS HOLDING INC., Plano, Texas†	1,622.3	0.0	3,122.5	0	96	0	0	4	0	0	0	2
76	77	THE BOLDT CO., Appleton, Wis.	1,620.5	0.0	NA	36	13	8	1	42	0	0	0	55
77	54	FCL BUILDERS, Itasca, Ill.	1,610.0	0.0	1,100.0	94	0	0	0	6	0	0	0	0
78	76	HATHAWAY DINWIDDIE CONSTRUCTION CO., San Francisco, Calif.	1,606.0	0.0	1,135.0	100	0	0	0	0	0	0	0	95
79	75	POWER CONSTRUCTION CO. LLC, Chicago, Ill.	1,600.0	0.0	1,300.0	96	0	0	0	0	4	0	0	78
80	86	SUMMIT CONTRACTING GROUP INC., Jacksonville, Fla.	1,569.0	0.0	1,569.0	100	0	0	0	0	0	0	0	0
81	83	CONSTRUCTION PARTNERS, Dothan, Ala.	1,563.5	0.0	NA	100	0	0	0	0	0	0	0	0
82	73	MESSER CONSTRUCTION CO., Cincinnati, Ohio†	1,561.0	0.0	2,200.7	91	5	0	0	0	4	0	0	64
83	78	OKLAND CONSTRUCTION, Salt Lake City, Utah†	1,555.0	0.0	1,965.0	70	30	0	0	0	0	0	0	76
84	50	THE CONLAN COMPANY, Marietta, Ga.	1,553.0	0.0	1,063.0	98	0	0	0	0	0	0	2	0
85	72	THE WEITZ CO. & AFFILIATES, Des Moines, Iowa†	1,545.7	40.8	1,968.2	42	2	0	0	9	6	0	40	0
86	105	THE RUDOLPH LIBBE COS. INC., Walbridge, Ohio†	1,501.7	0.0	2,333.0	7	79	4	0	8	0	0	0	0
87	85	THE CHRISTMAN CO., Lansing, Mich.†	1,487.0	0.0	2,429.0	91	4	0	0	0	2	0	3	70
88	122	BUILD GROUP, San Francisco, Calif.	1,475.0	0.0	651.0	100	0	0	0	0	0	0	0	100
89	84	SAMET CORP., Greensboro, N.C.	1,450.0	0.0	1,147.7	94	3	0	0	3	0	0	0	62
90	53	LENLEASE, New York, N.Y.†	1,440.7	0.0	1,326.8	83	0	0	0	17	0	0	0	69
91	82	ADOLFSON & PETERSON CONSTRUCTION, Minneapolis, Minn.†	1,409.0	0.0	1,471.0	64	21	0	15	0	0	0	0	86
92	94	PJ DICK - TRUMBULL - LINDY GROUP, Pittsburgh, Pa.†	1,360.0	0.0	NA	36	0	0	2	0	58	0	0	14
93	98	BL HERBERT INTERNATIONAL, Birmingham, Ala.	1,342.4	757.6	1,952.7	94	2	4	0	0	0	0	0	0
94	110	WEBCOR, San Francisco, Calif.	1,325.5	0.0	1,098.0	78	0	0	20	0	2	0	0	0
95	90	DAY & ZIMMERMANN, Philadelphia, Pa.†	1,307.5	32.0	NA	1	5	90	0	3	0	0	0	0
96	79	THE MCSHANE COS., Rosemont, Ill.†	1,295.7	0.0	861.0	100	0	0	0	0	0	0	0	20
97	102	NABHOLZ, Conway, Ark.	1,294.4	0.0	NA	74	12	0	0	0	11	0	3	0
98	87	ALLAN MYERS, Worcester, Pa.	1,293.2	0.0	1,702.8	0	0	0	13	0	87	0	0	0
99	112	J.H. FINDORFF & SON INC., Madison, Wis.	1,293.0	0.0	NA	100	0	0	0	0	0	0	0	88
100	**	DEPCOM POWER, Scottsdale, Ariz.	1,284.1	0.0	2,478.7	0	0	100	0	0	0	0	0	0

#107

**SOUTHLAND HOLDINGS** subsidiary American Bridge is working on the \$409.9-million rehabilitation of the Robert F. Kennedy bridge in New York.

RANK 2024	RANK 2023	FIRM	2023 REVENUE (\$ MIL)		2023 NEW CONTRACTS	GENERAL BUILDING	MANUFACTURING	POWER	WATER / SEWER / WASTE	INDUS. / PETROLEUM	TRANSPORTATION	HAZARDOUS WASTE	TELECOM	% CM-AT-RISK
			TOTAL	INT'L										
101	95	W.E. O'NEIL CONSTRUCTION, Chicago, Ill.†	1,271.0	0.0	781.0	88	5	1	0	0	6	0	0	64
102	93	BNBUILDERS, Seattle, Wash.	1,250.0	0.0	NA	86	0	0	0	14	0	0	0	0
103	138	DENNIS GROUP, Springfield, Mass.†	1,243.6	41.4	1,018.0	0	0	0	0	100	0	0	0	13
104	81	LANE INDUSTRIES INC., Charlotte, N.C.†	1,175.7	0.0	510.7	0	0	0	18	0	82	0	0	0
105	125	ASRC INDUSTRIAL, Tempe, Ariz.†	1,170.0	0.0	1,436.0	5	10	5	15	25	15	20	5	0
106	128	THE PENTA BUILDING GROUP, Las Vegas, Nev.†	1,168.2	0.0	10.0	100	0	0	0	0	0	0	0	1
107	97	SOUTHLAND HOLDINGS, Grapevine, Texas†	1,168.0	288.0	1,012.0	0	0	0	32	0	68	0	0	0
108	96	THE CIANBRO COS., Pittsfield, Maine†	1,153.0	0.0	1,734.0	13	10	20	0	33	22	0	0	19
109	88	OHLA USA INC., College Point, N.Y.†	1,151.1	7.8	1,463.0	2	0	0	5	0	92	0	0	2
110	113	LECHASE CONSTRUCTION SERVICES LLC, Rochester, N.Y.	1,138.5	0.0	1,111.3	89	3	0	0	9	0	0	0	47
111	139	RYCON CONSTRUCTION INC., Pittsburgh, Pa.	1,131.6	0.0	1,104.1	93	0	0	0	0	7	0	0	28
112	106	VINCI CONSTRUCTION USA (F/K/A EUROVIA USA), Winter Park, Fla.†	1,130.7	0.0	1,176.2	0	0	0	0	0	100	0	0	0
113	117	HERZOG, St. Joseph, Mo.†	1,127.3	45.3	2,066.0	0	0	0	1	0	99	0	0	0
114	**	RAILWORKS, New York, N.Y.	1,121.3	239.7	191.7	0	7	0	0	0	93	0	0	0
115	116	MCGOUGH, St. Paul, Minn.	1,120.0	0.0	2,000.0	58	13	3	0	25	0	0	0	95
116	104	BLUE RIDGE POWER, Asheville, N.C.†	1,116.8	0.0	1,110.1	0	0	100	0	0	0	0	0	0
117	134	JOERIS GENERAL CONTRACTORS, San Antonio, Texas	1,115.7	0.0	779.7	94	0	0	0	6	0	0	0	72
118	115	JRM CONSTRUCTION MANAGEMENT, New York, N.Y.	1,100.0	0.0	900.0	100	0	0	0	0	0	0	0	27
119	**	EMERY SAPP CONSTRUCTION INC., Columbia, Mo.†	1,080.0	0.0	1,186.1	30	11	5	7	2	45	0	0	8
120	131	CLANCY & THEYS CONSTRUCTION, Raleigh, N.C.	1,058.9	0.0	1,506.0	98	1	0	0	0	0	0	0	91
121	140	FERREIRA CONSTRUCTION, Branchburg, N.J.†	1,058.5	0.0	1,161.0	0	0	60	5	0	26	0	0	0
122	142	TRAYLOR CONSTRUCTION GROUP INC., Evansville, Ind.	1,048.4	49.1	1,003.3	0	3	18	29	10	39	0	0	0
123	111	GRAHAM CONSTRUCTION, Omaha, Neb.†	1,048.0	0.0	402.0	58	0	0	11	12	19	0	0	59
124	109	ANDERSEN CONSTRUCTION, Portland, Ore.	1,045.0	0.0	1,014.0	100	0	0	0	0	0	0	0	0
125	137	BARTLETT COCKE GENERAL CONTRACTORS LLC, San Antonio, Texas†	1,042.6	0.0	199.7	92	0	0	0	0	0	0	7	96
126	99	TEICHERT CONSTRUCTION, Sacramento, Calif.	1,037.4	0.0	938.2	16	0	6	8	5	66	0	0	0
127	182	COMMERCIAL CONTRACTING CORP., Auburn Hills, Mich.†	1,035.2	35.4	474.0	3	89	0	5	3	0	0	0	0
128	124	JAMES G. DAVIS CONSTRUCTION CORP., Rockville, Md.	1,031.0	0.0	NA	100	0	0	0	0	0	0	0	0
129	163	CADDELL CONSTRUCTION, Montgomery, Ala.	1,014.5	384.8	1,130.4	100	0	0	0	0	0	0	0	15
130	168	TRUEBECK CONSTRUCTION, San Mateo, Calif.	1,007.1	0.0	1,667.2	98	2	0	0	0	0	0	0	94
131	132	JACOBSEN CONSTRUCTION CO. INC., Salt Lake City, Utah	1,006.0	0.0	450.0	91	0	0	0	9	0	0	0	100
132	143	F.H. PASCHEN, Chicago, Ill.	997.8	0.0	935.0	30	0	0	1	0	68	1	0	14
133	156	LEASE CRUTCHER LEWIS, Seattle, Wash.†	996.0	20.0	1,956.0	81	0	0	0	0	0	0	19	13
134	118	APTIM, Baton Rouge, La.	988.4	195.5	1,391.4	26	0	2	6	35	2	29	0	17
135	107	HOAR CONSTRUCTION, Birmingham, Ala.	964.6	0.0	1,603.5	100	0	0	0	0	0	0	0	93
136	119	THE BECK GROUP, Dallas, Texas	961.5	17.9	767.1	91	0	0	0	0	0	0	8	65
137	135	SATTERFIELD & PONTIKES CONSTRUCTION INC., Houston, Texas†	960.0	0.0	934.0	87	0	0	8	0	4	0	0	44
138	169	COASTAL CONSTRUCTION GROUP, Miami, Fla.†	955.0	5.4	1,862.0	100	0	0	0	0	0	0	0	100
139	121	CATAMOUNT CONSTRUCTORS INC., Lakewood, Colo.	940.2	0.0	639.1	100	0	0	0	0	0	0	0	91
140	176	KRAUS-ANDERSON, Minneapolis, Minn.	939.7	0.0	402.8	93	3	0	0	0	2	0	1	95
141	149	KAST CONSTRUCTION CO., West Palm Beach, Fla.	924.0	0.0	NA	100	0	0	0	0	0	0	0	0
142	165	BARNARD CONSTRUCTION CO. INC., Bozeman, Mont.†	901.7	182.5	210.3	0	0	23	40	16	20	0	1	0
143	147	HANOVER CO., Houston, Texas	896.0	0.0	325.0	100	0	0	0	0	0	0	0	0
144	160	WHARTON-SMITH INC., Sanford, Fla.	888.6	0.0	2,196.0	50	0	0	50	0	0	0	0	63
145	123	JINGOLI - DCO, Lawrenceville, N.J.†	886.4	9.0	1,051.0	35	0	58	0	0	0	7	0	35
146	166	KAJIMA BUILDING & DESIGN GROUP INC., Atlanta, Ga.	877.3	0.0	331.0	24	71	1	0	5	0	0	0	0
147	103	KPRS CONSTRUCTION, Brea, Calif.†	877.0	0.0	1,072.0	69	31	0	0	0	0	0	0	0
148	151	PARIC HOLDINGS, St. Louis, Mo.†	871.9	0.0	601.6	39	19	17	0	25	0	0	0	45
149	144	ROGERS-O'BRIEN CONSTRUCTION, Dallas, Texas	871.8	0.0	1,285.3	76	1	0	0	0	0	0	23	66
150	130	ENGINEERED STRUCTURES INC. (ESI), Meridian, Idaho	850.0	0.0	518.0	95	0	0	5	0	0	0	0	0

RANK	2024	2023	FIRM	2023 REVENUE (\$ MIL)		2023 NEW CONTRACTS	GENERAL BUILDING	MANUFACTURING	POWER	WATER / SEWER / WASTE	INDUS. / PETROLEUM	TRANSPORTATION	HAZARDOUS WASTE	TELECOM	% CM-AT-RISK
				TOTAL	INT'L										
151	127		<b>JAMES R. VANNOY &amp; SONS CONSTRUCTION CO. INC.</b> , Jefferson, N.C.	848.0	0.0	880.0	97	0	0	0	0	3	0	0	80
152	197		<b>POGUE CONSTRUCTION</b> , McKinney, Texas	828.0	0.0	3,000.0	100	0	0	0	0	0	0	0	90
153	174		<b>SAULSBURY</b> , Odessa, Texas	825.0	0.0	670.0	0	0	25	0	75	0	0	0	0
154	238		<b>ARISTEO CONSTRUCTION CO.</b> , Livonia, Mich.	818.4	0.0	NA	5	89	6	0	0	0	0	0	7
155	195		<b>LAS VEGAS PAVING CORP.</b> , Las Vegas, Nev.	815.0	0.0	600.0	0	0	0	0	0	100	0	0	0
156	159		<b>TORCON INC.</b> , Red Bank, N.J.	813.6	0.0	1,106.0	100	0	0	0	0	0	0	0	100
157	92		<b>S&amp;B</b> , Houston, Texas <sup>†</sup>	812.7	0.1	1,557.8	0	9	1	0	90	0	0	0	0
158	161		<b>WEIS BUILDERS INC.</b> , Minneapolis, Minn.	811.9	0.0	586.0	100	0	0	0	0	0	0	0	27
159	145		<b>GOODFELLOW BROS.</b> , Wenatchee, Wash. <sup>†</sup>	807.2	0.0	766.4	72	0	2	10	0	7	2	2	0
160	157		<b>ECC</b> , Burlingame, Calif. <sup>†</sup>	792.1	172.5	196.5	21	0	4	12	3	49	9	1	0
161	170		<b>MCCOWNGORDON CONSTRUCTION</b> , Kansas City, Mo.	790.8	0.0	1,782.4	93	0	0	0	7	0	0	0	83
162	198		<b>HAWAIIAN DREDGING CONSTRUCTION CO. INC.</b> , Honolulu, Hawaii <sup>†</sup>	781.0	0.0	2,487.0	66	0	2	12	0	19	0	0	0
163	173		<b>ANDERSON COLUMBIA CO. INC.</b> , Lake City, Fla. <sup>†</sup>	769.0	0.0	741.0	0	26	0	0	0	74	0	0	0
164	126		<b>IPS-INTEGRATED PROJECT SERVICES LLC</b> , Blue Bell, Pa. <sup>†</sup>	765.7	23.1	783.7	0	0	0	0	100	0	0	0	100
165	148		<b>MATRIX SERVICE CO.</b> , Tulsa, Okla. <sup>†</sup>	765.5	57.8	NA	0	0	19	0	81	0	0	0	0
166	**		<b>S&amp;B USA CONSTRUCTION</b> , Pittsburgh, Pa. <sup>†</sup>	765.0	0.0	564.0	0	0	3	13	0	84	0	0	0
167	190		<b>BARNHILL CONTRACTING CO.</b> , Rocky Mount, N.C.	761.9	0.0	726.2	39	0	0	0	0	61	0	0	20
168	185		<b>SUPERIOR CONSTRUCTION HOLDING CO. INC.</b> , Jacksonville, Fla. <sup>†</sup>	757.0	0.0	624.0	0	0	0	0	5	95	0	0	0
169	100		<b>LEVEL 10 CONSTRUCTION</b> , Sunnyvale, Calif.	752.2	0.0	283.6	100	0	0	0	0	0	0	0	100
170	184		<b>STELLAR GROUP INC.</b> , Jacksonville, Fla.	748.8	0.1	316.4	27	0	0	0	73	0	0	0	67
171	162		<b>PHILLIPS INFRASTRUCTURE HOLDINGS</b> , Knoxville, Tenn. <sup>†</sup>	736.8	0.0	858.1	16	21	27	29	0	0	0	0	5
172	247		<b>BRANCH GROUP</b> , Roanoke, Va. <sup>†</sup>	734.9	0.0	797.9	26	0	0	0	0	61	0	0	10
173	194		<b>ARCH-CON CORP.</b> , Houston, Texas	730.3	0.0	300.0	100	0	0	0	0	0	0	0	0
174	252		<b>HARKINS BUILDERS</b> , Columbia, Md.	725.0	0.0	761.3	100	0	0	0	0	0	0	0	74
175	209		<b>ELFORD INC.</b> , Columbus, Ohio	712.4	0.0	1,256.6	94	6	0	0	0	0	0	0	79
176	186		<b>SAUNDERS CONSTRUCTION INC.</b> , Englewood, Colo. <sup>†</sup>	711.8	0.0	450.0	94	5	0	0	0	0	0	1	93
177	154		<b>ORION GROUP HOLDINGS</b> , Houston, Texas	711.8	36.1	1,061.0	40	0	0	0	0	56	0	4	0
178	260		<b>THE KORTE CO.</b> , Highland, Ill.	709.0	0.0	423.0	100	0	0	0	0	0	0	0	3
179	249		<b>CARROLL DANIEL CONSTRUCTION CO.</b> , Gainesville, Ga. <sup>†</sup>	705.3	0.0	683.3	51	15	0	0	27	7	0	0	55
180	210		<b>DIMEO CONSTRUCTION CO.</b> , Providence, R.I.	701.4	0.0	632.4	100	0	0	0	0	0	0	0	97
181	181		<b>WILLIAMS BROTHERS CONSTRUCTION CO. INC.</b> , Houston, Texas	697.5	0.0	1,070.3	0	0	0	0	0	100	0	0	0
182	282		<b>CAJUN INDUSTRIES HOLDINGS LLC</b> , Baton Rouge, La. <sup>†</sup>	693.0	0.0	915.0	0	0	6	0	90	2	0	1	0
183	214		<b>J.P. CULLEN AND SONS INC.</b> , Janesville, Wis.	687.0	0.0	2,039.0	79	1	3	0	16	0	0	0	100
184	183		<b>FCI CONSTRUCTORS INC.</b> , Grand Junction, Colo. <sup>†</sup>	685.0	0.0	722.0	100	0	0	0	0	0	0	0	81
185	203		<b>C.W. DRIVER COS.</b> , Pasadena, Calif.	682.0	0.0	1,342.1	100	0	0	0	0	0	0	0	89
186	129		<b>WILLMENG CONSTRUCTION</b> , Phoenix, Ariz.	680.0	0.0	347.0	100	0	0	0	0	0	0	0	95
187	153		<b>H&amp;M CO. INC.</b> , Jackson, Tenn. <sup>†</sup>	675.0	0.0	850.0	67	4	0	0	30	0	0	0	0
188	180		<b>SELLEN CONSTRUCTION</b> , Seattle, Wash.	663.0	0.0	NA	100	0	0	0	0	0	0	0	0
189	177		<b>SPAWGLASS HOLDING</b> , Selma, Texas <sup>†</sup>	660.8	0.0	1,395.9	88	5	0	1	0	6	0	0	71
190	259		<b>MWH</b> , Broomfield, Colo. <sup>†</sup>	660.3	17.1	874.6	0	24	0	68	8	0	0	0	70
191	213		<b>IOVINO ENTERPRISES</b> , Great Neck, N.Y. <sup>†</sup>	658.3	0.0	343.5	12	0	0	2	0	71	0	0	0
192	191		<b>THE OPUS GROUP</b> , Minnetonka, Minn.	657.1	0.0	NA	100	0	0	0	0	0	0	0	0
193	150		<b>SHIMMICK</b> , Irvine, Calif. <sup>†</sup>	654.5	0.0	498.7	3	0	0	54	0	39	0	0	0
194	120		<b>OLTMANS CONSTRUCTION CO.</b> , Whittier, Calif.	650.0	0.0	1,200.0	98	0	2	0	0	0	0	0	0
195	202		<b>GE JOHNSON</b> , Colorado Springs, Colo. <sup>†</sup>	648.1	0.0	624.3	96	3	0	0	1	0	0	0	86
196	189		<b>LANDMARK CONSTRUCTION LLC</b> , Athens, Ga.	642.5	0.0	1,024.3	100	0	0	0	0	0	0	0	100
197	237		<b>BERNARDS</b> , San Fernando, Calif.	642.2	0.0	526.0	98	2	0	0	0	0	0	0	41
198	246		<b>NAN INC.</b> , Honolulu, Hawaii <sup>†</sup>	638.8	0.0	365.8	80	0	1	5	0	13	0	0	0
199	146		<b>MILLIE AND SEVERSON GENERAL CONTRACTORS</b> , Los Alamitos, Calif. <sup>†</sup>	636.0	0.0	405.0	100	0	0	0	0	0	0	0	100
200	215		<b>INDEPENDENCE CONSTRUCTION</b> , Independence, Ohio <sup>†</sup>	630.0	0.0	458.0	100	0	0	0	0	0	0	0	87

MYCON is working on an electronic-grade sulphuric acid (ELSA) facility in Plainview, Texas. ELSA is crucial for cleaning and etching semiconductors.

RANK 2024	RANK 2023	FIRM	2023 REVENUE (\$ MIL)		2023 NEW CONTRACTS	GENERAL BUILDING	MANUFACTURING	POWER	WATER / SEWER / WASTE	INDUS. / PETROLEUM	TRANSPORTATION	HAZARDOUS WASTE	TELECOM	% CM-AT-RISK
			TOTAL	INT'L										
201	158	STACY AND WITBECK INC., Alameda, Calif.†	629.0	0.0	2,000.0	0	0	0	0	100	0	0	0	53
202	155	C D SMITH CONSTRUCTION, Fond du Lac, Wis.	621.5	0.0	800.0	72	3	0	24	0	0	0	0	0
203	227	THE MIDDLESEX CORP., Littleton, Mass.†	609.9	0.0	740.8	0	0	4	0	0	96	0	0	9
204	228	KAUFMAN LYNN CONSTRUCTION, Delray Beach, Fla.	609.5	0.0	671.1	100	0	0	0	0	0	0	0	100
205	187	BATSON-COOK CONSTRUCTION, Atlanta, Ga.	603.6	0.0	349.0	100	0	0	0	0	0	0	0	0
206	**	SHAW CONSTRUCTION, Denver, Colo.†	600.2	0.0	367.0	100	0	0	0	0	0	0	0	98
207	196	STAKER PARSON MATERIALS & CONSTRUCTION, Ogden, Utah	597.7	0.0	185.9	35	2	0	2	0	61	0	0	0
208	211	SLETTEN COS., Great Falls, Mont.†	597.2	0.0	NA	72	0	4	11	0	13	0	0	31
209	355	LANDSOUTH CONSTRUCTION, Jacksonville, Fla.	591.2	0.0	120.7	100	0	0	0	0	0	0	0	0
210	175	GREAT LAKES DREDGE & DOCK CO., Houston, Texas	589.6	0.0	1,083.7	0	0	0	0	0	100	0	0	0
211	263	URBAN ATELIER GROUP, New York, N.Y.	586.4	0.0	716.5	100	0	0	0	0	0	0	0	100
212	192	LEE LEWIS CONSTRUCTION INC., Lubbock, Texas	585.0	0.0	950.0	100	0	0	0	0	0	0	0	100
213	239	NEW SOUTH CONSTRUCTION CO., Atlanta, Ga.	583.0	0.0	1,005.0	74	8	0	0	0	18	0	0	100
214	266	DICK ANDERSON CONSTRUCTION INC., Helena, Mont.	581.7	0.0	NA	74	6	8	0	0	1	0	0	59
215	200	ZACHRY CONSTRUCTION CORP., San Antonio, Texas†	576.6	0.0	372.1	0	0	0	5	0	92	0	3	0
216	172	DELLBROOK   JKS, Quincy, Mass.	576.1	0.0	458.0	100	0	0	0	0	0	0	0	100
217	240	EMJ CONSTRUCTION, Chattanooga, Tenn.	575.6	0.0	152.7	98	0	0	0	2	0	0	0	0
218	164	BILFINGER NORTH AMERICA INC., Deer Park, Texas†	575.1	0.0	NA	26	9	0	1	58	5	0	0	0
219	207	DOME CONSTRUCTION, South San Francisco, Calif.	574.7	0.0	430.9	56	0	0	0	44	0	0	0	0
220	218	MW BUILDERS, Pflugerville, Texas	573.5	0.0	631.0	100	0	0	0	0	0	0	0	0
221	226	PIKE CONSTRUCTION SERVICES, Rochester, N.Y.	571.0	0.0	NA	96	2	0	0	0	1	0	0	84
222	208	SKYLINE CONSTRUCTION, San Francisco, Calif.†	571.0	0.0	498.0	100	0	0	0	0	0	0	0	0
223	229	RAND CONSTRUCTION CORP., Alexandria, Va.	565.0	0.0	677.0	100	0	0	0	0	0	0	0	0
224	288	RODGERS BUILDERS, Charlotte, N.C.	560.9	0.0	NA	100	0	0	0	0	0	0	0	0
225	265	BULLEY & ANDREWS, Chicago, Ill.†	560.0	0.0	851.0	100	0	0	0	0	0	0	0	75
226	244	GRUNLEY CONSTRUCTION CO. INC., Rockville, Md.	560.0	0.0	756.0	100	0	0	0	0	0	0	0	21
227	287	SKENDER, Chicago, Ill.	559.0	0.0	504.0	100	0	0	0	0	0	0	0	85
228	**	HAUSMANN CONSTRUCTION INC., Lincoln, Neb.	557.0	0.0	627.0	100	0	0	0	0	0	0	0	79
229	233	EDIFICE CONSTRUCTION, Charlotte, N.C.	549.4	0.0	392.9	90	10	0	0	0	0	0	0	25
230	171	BOZZUTO CONSTRUCTION CO., Greenbelt, Md.†	545.7	0.0	207.0	100	0	0	0	0	0	0	0	100
231	201	GRAYCOR, Oakbrook Terrace, Ill.†	538.3	0.0	NA	65	19	9	0	6	0	0	0	0
232	243	IDEAL CONTRACTING, Detroit, Mich.	537.0	0.0	472.0	20	77	0	3	0	0	0	0	4
233	206	PARKWAY C&A, Lewisville, Texas	535.0	0.0	664.0	100	0	0	0	0	0	0	0	0
234	204	MYCON GENERAL CONTRACTORS INC., Dallas, Texas	534.1	0.0	452.0	99	1	0	0	0	0	0	0	0
235	303	JPI, Dallas, Texas	533.5	0.0	767.5	100	0	0	0	0	0	0	0	0
236	257	CROWDER CONSTRUCTORS INC., Charlotte, N.C.†	529.4	0.0	568.0	3	0	10	55	14	16	0	0	6
237	241	GRANGER CONSTRUCTION CO., Lansing, Mich.	526.5	0.0	601.3	92	0	0	1	0	0	0	6	59
238	108	CRB, Kansas City, Mo.	525.3	0.1	476.1	0	0	0	0	100	0	0	0	81
239	269	ROCKFORD CONSTRUCTION CO., Grand Rapids, Mich.	522.4	3.1	348.5	79	21	0	0	0	0	0	0	0
240	251	CSI CONSTRUCTION CO., Colorado Springs, Colo.	521.0	0.0	215.0	100	0	0	0	0	0	0	0	5
241	221	VECELLIO GROUP INC., Palm Beach, Fla.†	520.6	0.0	319.8	6	0	0	0	0	94	0	0	0
242	179	KITCHELL CORP., Phoenix, Ariz.†	516.0	0.0	319.8	99	0	0	0	0	0	1	0	68
243	236	W. M. JORDAN CO., Newport News, Va.	512.9	0.0	941.4	78	22	0	0	0	0	0	0	61
244	294	MANSON CONSTRUCTION CO., Seattle, Wash.†	507.7	0.3	488.1	0	0	0	0	11	89	0	0	0
245	253	O&G INDUSTRIES INC., Torrington, Conn.	505.4	0.0	438.6	58	5	2	0	0	35	0	0	48
246	**	KNUTSON CONSTRUCTION, Minneapolis, Minn.†	502.0	0.0	1,358.0	90	1	6	0	4	0	0	0	3
247	224	PARSONS CORP., Chantilly, Va.	501.6	237.1	501.6	32	0	0	0	0	65	1	2	37
248	272	WOHLSSEN CONSTRUCTION CO., Lancaster, Pa.	501.2	0.0	772.0	82	18	0	0	0	0	0	0	55
249	225	CHINA CONSTR. AMERICA/PLAZA CONSTR., Morristown, N.J.†	492.8	25.5	474.5	84	2	0	0	0	4	0	9	85
250	235	ELECTRICAL CONSULTANTS INC., Billings, Mont.†	491.0	0.0	511.0	0	0	100	0	0	0	0	0	0

RANK 2024	RANK 2023	FIRM	2023 REVENUE (\$ MIL)		2023 NEW CONTRACTS	GENERAL BUILDING	MANUFACTURING	POWER	WATER / SEWER / WASTE	INDUS. / PETROLEUM	TRANSPORTATION	HAZARDOUS WASTE	TELECOM	% CM-AT-RISK
			TOTAL	INT'L										
251	283	DANIS, Miamisburg, Ohio	485.6	0.0	330.2	61	15	0	0	24	0	0	0	82
252	248	IMC CONSTRUCTION, Malvern, Pa.	480.0	0.0	435.5	93	0	0	0	7	0	0	0	100
253	285	DEANGELIS DIAMOND, Naples, Fla.	479.0	0.0	583.0	86	6	0	0	0	8	0	0	90
254	216	BBL CONSTRUCTION SERVICES LLC, Albany, N.Y.	479.0	0.0	618.7	100	0	0	0	0	0	0	0	19
255	223	LEMOINE, Lafayette, La.†	474.0	0.0	363.2	77	0	0	7	0	4	0	0	46
256	268	SHIEL SEXTON CO. INC., Indianapolis, Ind.†	472.7	0.0	929.8	100	0	0	0	0	0	0	0	45
257	296	INTECH CONSTRUCTION, Philadelphia, Pa.	472.5	0.0	399.1	100	0	0	0	0	0	0	0	100
258	188	PEINADO CONSTRUCTION, Frisco, Texas†	472.0	0.0	579.0	21	1	0	0	70	0	0	8	0
259	245	ANDRES CONSTRUCTION SERVICES LLC, Dallas, Texas	469.0	0.0	307.6	100	0	0	0	0	0	0	0	0
260	**	ARMADA HOFFLER, Virginia Beach, Va.†	468.0	0.0	130.5	100	0	0	0	0	0	0	0	0
261	256	ALLIED POWER, Baton Rouge, La.†	466.8	2.6	NA	0	0	100	0	0	0	0	0	0
262	275	HASELDEN CONSTRUCTION, Centennial, Colo.†	461.4	0.0	217.4	100	0	0	0	0	0	0	0	77
263	231	BOH BROS. CONSTRUCTION CO. LLC, New Orleans, La.†	460.8	0.0	354.8	52	0	2	0	12	34	0	0	54
264	254	J. FLETCHER CREAMER & SON INC., Hackensack, N.J.†	460.8	0.0	344.1	1	0	19	40	7	15	0	18	0
265	**	OMEGA CONSTRUCTION, Winston Salem, N.C.†	455.0	0.0	250.0	97	3	0	0	0	0	0	0	1
266	199	CALLAHAN CONSTRUCTION MANAGERS, Bridgewater, Mass.	453.0	0.0	445.0	100	0	0	0	0	0	0	0	0
267	284	NIBBI BROS. ASSOCIATES INC., San Francisco, Calif.	452.3	0.0	449.5	95	0	0	4	0	1	0	0	99
268	304	MARCH ASSOCIATES CONSTRUCTION INC., Wayne, N.J.	452.2	0.0	308.5	100	0	0	0	0	0	0	0	0
269	290	FRANA COS. INC., Hopkins, Minn.	445.5	0.0	NA	100	0	0	0	0	0	0	0	0
270	338	KLINGER COS. LLC, Sioux City, Iowa†	444.6	0.0	460.2	19	11	0	0	68	0	0	1	0
271	212	DEACON CONSTRUCTION LLC, Citrus Heights, Calif.†	444.3	0.0	339.0	99	0	0	0	0	0	0	0	0
272	261	JUNEAU CONSTRUCTION CO., Atlanta, Ga.	439.0	0.0	501.0	100	0	0	0	0	0	0	0	100
273	305	Q&D CONSTRUCTION, Sparks, Nev.	439.0	0.0	327.2	22	2	0	1	12	62	0	1	27
274	292	SHELCO LLC, Charlotte, N.C.	439.0	0.0	338.0	87	13	0	0	0	0	0	0	10
275	286	TRITON CONSTRUCTION CO. LLC, New York, N.Y.	439.0	0.0	150.0	100	0	0	0	0	0	0	0	100
276	232	HOLT CONSTRUCTION, Pearl River, N.Y.	438.0	0.0	360.0	58	0	0	0	0	38	0	4	32
277	295	C. OVERAA & CO., Richmond, Calif.	433.3	0.0	182.2	67	0	1	25	3	4	0	0	18
278	340	PRIMUS BUILDERS INC., Woodstock, Ga.	433.0	0.0	555.6	86	14	0	0	0	0	0	0	0
279	217	COMMODORE BUILDERS, Waltham, Mass.	433.0	0.0	449.0	99	0	0	0	0	1	0	0	100
280	270	SUKUT CONSTRUCTION LLC, Santa Ana, Calif.	432.1	0.0	289.8	13	0	17	63	0	7	0	0	0
281	178	UNITED ENGINEERS & CONSTRUCTORS INC., Mt. Laurel, N.J.	431.9	55.3	NA	0	0	100	0	0	0	0	0	0
282	297	S.T. WOOTEN CORP., Wilson, N.C.	430.9	0.0	258.3	0	0	0	0	0	100	0	0	24
283	**	PEAK CONSTRUCTION CORP., Rosemont, Ill.	429.0	0.0	310.0	0	0	0	0	100	0	0	0	0
284	321	CR MEYER, Oshkosh, Wis.	428.0	0.0	NA	4	7	2	0	83	0	0	0	0
285	360	CF EVANS CONSTRUCTION, Orangeburg, S.C.	427.6	0.0	59.7	100	0	0	0	0	0	0	0	0
286	205	MASCARO CONSTRUCTION CO., Pittsburgh, Pa.	427.5	0.0	321.1	54	0	5	5	7	28	0	0	46
287	330	LEOPARDO CONSTRUCTION, Hoffman Estates, Ill.	427.0	0.0	NA	98	2	0	0	0	0	0	0	0
288	302	HARPER GENERAL CONTRACTORS, Greenville, S.C.	425.9	0.0	309.0	80	3	0	17	0	0	0	0	43
289	279	CAHILL CONTRACTORS, San Francisco, Calif.	422.4	0.0	51.5	100	0	0	0	0	0	0	0	0
290	234	R&O CONSTRUCTION, Ogden, Utah	422.0	0.0	460.0	92	7	0	0	0	1	0	0	100
291	**	RUSCILLI CONSTRUCTION, Dublin, Ohio	420.0	0.0	360.0	95	5	0	0	0	0	0	0	100
292	339	KBS INC., Richmond, Va.	418.2	0.0	228.6	94	6	0	0	0	0	0	0	90
293	262	PC CONSTRUCTION CO., South Burlington, Vt.	417.3	0.0	1,040.0	38	26	3	34	0	0	0	0	57
294	280	DRYMALLA CONSTRUCTION CO., Columbus, Texas	417.0	0.0	400.0	100	0	0	0	0	0	0	0	76
295	**	G.A. WEST & CO. INC., Creola, Ala.†	412.0	0.0	200.0	0	0	0	0	100	0	0	0	85
296	310	POETTKER CONSTRUCTION CO., Breese, Ill.	411.0	0.0	292.0	53	1	6	0	0	0	0	0	10
297	325	HILL & WILKINSON GENERAL CONTRACTORS, Richardson, Texas	408.4	0.0	259.5	80	11	0	0	7	3	0	0	90
298	277	SEMA CONSTRUCTION INC., Centennial, Colo.†	406.9	0.0	630.4	0	0	0	13	0	87	0	0	31
299	**	JHL CONSTRUCTORS, Englewood, Colo.	405.5	0.0	454.9	70	0	0	8	0	22	0	0	70
300	337	FORTUNE-JOHNSON LLC, Peachtree Corners, Ga.	404.5	0.0	332.8	100	0	0	0	0	0	0	0	100

**HILL & WILKINSON** named Mike Oswald as its new CEO in January. He succeeds Paul Driscoll, who becomes chairman of the board.

RANK	2024	2023	FIRM	2023 REVENUE (\$ MIL)		2023 NEW CONTRACTS	GENERAL BUILDING	MANUFACTURING	POWER	WATER / SEWER / WASTE	INDUS. / PETROLEUM	TRANSPORTATION	HAZARDOUS WASTE	TELECOM	% CM-AT-RISK
				TOTAL	INT'L										
301	300		<b>BOWEN</b> , Indianapolis, Ind.	404.0	0.0	324.0	2	0	23	66	2	0	0	0	1
302	317		<b>BRADBURY STAMM CONSTRUCTION INC.</b> , Albuquerque, N.M.	400.2	0.0	401.0	94	2	0	2	0	2	0	0	45
303	342		<b>TERMINAL CONSTRUCTION CORP.</b> , Wood-Ridge, N.J.	400.0	0.0	373.5	100	0	0	0	0	0	0	0	0
304	258		<b>SECURITY PAVING CO. INC.</b> , Westlake Village, Calif.†	399.0	0.0	335.0	0	0	0	0	0	100	0	0	0
305	298		<b>KRAEMER NORTH AMERICA LLC</b> , Plain, Wis.	398.3	0.0	339.7	0	0	0	0	0	100	0	0	32
306	370		<b>E.W. HOWELL CO. LLC</b> , Plainview, N.Y.	395.6	0.0	238.0	100	0	0	0	0	0	0	0	48
307	316		<b>M. B. KAHN CONSTRUCTION CO. INC.</b> , Columbia, S.C.	394.3	0.0	747.2	86	2	0	12	0	1	0	0	27
308	353		<b>D.F. CHASE INC.</b> , Nashville, Tenn.	392.5	0.0	410.0	75	0	0	0	6	0	0	0	74
309	267		<b>LYLES CONSTRUCTION GROUP</b> , Fresno, Calif.†	391.5	0.0	296.3	19	0	1	71	4	3	0	0	2
310	344		<b>PERLO CONSTRUCTION</b> , Tualatin, Ore.†	391.4	0.0	511.5	100	0	0	0	0	0	0	0	0
311	335		<b>EXECUTIVE CONSTRUCTION INC.</b> , Hillside, Ill.	390.0	0.0	37.7	98	0	0	0	0	0	0	2	97
312	313		<b>PIONEER GENERAL CONTRACTORS INC.</b> , Grand Rapids, Mich.†	390.0	0.0	385.0	100	0	0	0	0	0	0	0	38
313	345		<b>NEI GENERAL CONTRACTING</b> , Randolph, Mass.	388.0	0.0	286.0	100	0	0	0	0	0	0	0	0
314	278		<b>RUSSELL GROUP INC.</b> , Davenport, Iowa†	387.5	0.0	396.0	100	0	0	0	0	0	0	0	50
315	329		<b>RIVER CITY CONSTRUCTION LLC</b> , East Peoria, Ill.†	382.8	0.0	274.8	70	14	0	16	0	0	0	0	17
316	307		<b>HAWKINS CONSTRUCTION CO.</b> , Omaha, Neb.	382.7	0.0	605.1	4	0	0	35	2	59	0	0	20
317	301		<b>COLUMBIA</b> , North Reading, Mass.	381.0	0.0	153.9	78	1	6	0	14	1	0	0	92
318	264		<b>WIELAND</b> , Lansing, Mich.	379.6	0.0	212.1	13	54	0	0	34	0	0	0	65
319	328		<b>ABSHER CONSTRUCTION CO.</b> , Puyallup, Wash.	376.0	0.0	716.3	77	0	0	0	0	23	0	0	100
320	333		<b>KBE BUILDING CORP.</b> , Farmington, Conn.†	374.0	0.0	74.5	100	0	0	0	0	0	0	0	45
321	361		<b>ROEBELEN CONTRACTING INC.</b> , El Dorado Hills, Calif.†	373.9	0.0	311.9	77	0	0	0	0	0	0	23	0
322	376		<b>BHI</b> , Naples, Utah	372.8	0.0	493.1	21	1	49	10	3	0	0	2	80
323	167		<b>WOOD PLC</b> , Houston, Texas	371.2	0.0	NA	0	0	24	0	76	0	0	0	0
324	308		<b>EXCEL PACIFIC INC.</b> , Bellingham, Wash.	370.0	0.0	175.6	100	0	0	0	0	0	0	0	0
325	348		<b>BUCH CONSTRUCTION</b> , Fulton, Md.	367.0	0.0	NA	100	0	0	0	0	0	0	0	0
326	334		<b>MARKET &amp; JOHNSON INC.</b> , Eau Claire, Wis.	365.8	0.0	334.0	86	4	0	5	6	0	0	0	0
327	363		<b>SEVENSON ENVIRONMENTAL</b> , Niagara Falls, N.Y.	364.0	0.0	797.3	0	0	0	0	0	0	100	0	0
328	324		<b>GARDNER BUILDERS</b> , Minneapolis, Minn.	359.0	0.0	480.0	97	3	0	0	0	0	0	0	22
329	309		<b>THE BETTE COS.</b> , Latham, N.Y.	358.7	0.0	392.1	90	0	4	0	0	6	0	0	0
330	381		<b>BELL &amp; ASSOCIATES CONSTRUCTION LLC</b> , Brentwood, Tenn.	358.0	0.0	333.0	74	0	0	0	0	26	0	0	49
331	372		<b>RONCELLI INC.</b> , Sterling Heights, Mich.	358.0	38.0	421.0	53	46	1	0	0	0	0	0	64
332	341		<b>GH PHIPPS CONSTRUCTION COS.</b> , Greenwood Village, Colo.†	354.5	0.0	439.7	100	0	0	0	0	0	0	0	81
333	276		<b>CDM SMITH</b> , Boston, Mass.†	353.3	0.0	436.2	0	0	0	94	0	0	6	0	0
334	387		<b>KEY CONSTRUCTION INC.</b> , Wichita, Kan.	351.8	0.0	351.8	84	0	0	0	0	0	0	16	60
335	281		<b>BLUM CONSTRUCTION</b> , Winston-Salem, N.C.	349.4	0.0	236.5	100	0	0	0	0	0	0	0	90
336	**		<b>CAPSTONE BUILDING CORP.</b> , Birmingham, Ala.	348.8	0.0	282.8	100	0	0	0	0	0	0	0	0
337	273		<b>FAGEN INC.</b> , Granite Falls, Minn.	347.0	0.0	213.0	0	0	5	0	95	0	0	0	0
338	323		<b>THE HAGERMAN GROUP</b> , Fort Wayne, Ind.	345.0	0.0	266.8	98	1	0	0	1	0	0	0	67
339	311		<b>SCHIMENTI CONSTRUCTION CO.</b> , New York, N.Y.	343.3	0.0	400.0	100	0	0	0	0	0	0	0	2
340	364		<b>CHARLES PERRY PARTNERS INC.</b> , Gainesville, Fla.	341.0	0.0	545.0	100	0	0	0	0	0	0	0	79
341	219		<b>RIDGEMONT COMMERCIAL CO.</b> , Irving, Texas	341.0	0.0	250.0	100	0	0	0	0	0	0	0	59
342	354		<b>HAYDON COS.</b> , Phoenix, Ariz.	334.0	0.0	685.0	56	0	0	8	0	32	0	4	52
343	318		<b>SHOOK CONSTRUCTION</b> , Moraine, Ohio	334.0	0.0	444.0	55	14	0	25	4	0	0	1	94
344	**		<b>JAMES E. ROBERTS - OBAYASHI CORP.</b> , Danville, Calif.	328.3	0.0	204.9	100	0	0	0	0	0	0	0	7
345	289		<b>LYDIG CONSTRUCTION</b> , Spokane Valley, Wash.	325.0	0.0	460.0	83	8	0	5	0	3	0	0	40
346	327		<b>DONOHUE CONSTRUCTION CO.</b> , Bethesda, Md.	323.9	0.0	265.0	100	0	0	0	0	0	0	0	0
347	**		<b>PLENIUM BUILDERS</b> , Sparks, Nev.	322.9	0.0	257.0	100	0	0	0	0	0	0	0	48
348	255		<b>CONTEGRA CONSTRUCTION CO.</b> , Edwardsville, Ill.	321.0	0.0	NA	6	0	0	0	92	2	0	0	0
349	359		<b>WILLIAM A RANDOLPH INC.</b> , Gurnee, Ill.	311.0	0.0	382.0	100	0	0	0	0	0	0	0	63
350	299		<b>HARPER CONSTRUCTION CO. INC.</b> , San Diego, Calif.	310.2	0.0	151.7	51	0	0	0	0	49	0	0	0



RANK 2024	RANK 2023	FIRM	2023 REVENUE (\$ MIL)		2023 NEW CONTRACTS	GENERAL BUILDING	MANUFACTURING	POWER	WATER / SEWER / WASTE	INDUS. / PETROLEUM	TRANSPORTATION	HAZARDOUS WASTE	TELECOM	% CM-AT-RISK
			TOTAL	INT'L										
351	369	BARR & BARR INC., New York, N.Y.	307.0	0.0	892.0	100	0	0	0	0	0	0	0	100
352	347	BERGLUND CONSTRUCTION CO., Chicago, Ill.	307.0	0.0	344.0	100	0	0	0	0	0	0	0	77
353	371	FORT MYER CONSTRUCTION CORP., Washington, D.C.	306.9	0.0	306.9	0	3	0	20	0	47	0	15	0
354	322	DOSTER CONSTRUCTION CO., Birmingham, Ala.	306.1	0.0	167.1	94	6	0	0	0	0	0	0	91
355	306	CLARK CONSTRUCTION CO., Lansing, Mich.	304.2	0.0	404.6	92	0	0	8	0	0	0	0	90
356	**	O'DONNELL/SNIDER CONSTRUCTION, Houston, Texas	304.0	0.0	51.0	95	5	0	0	0	0	0	0	13
357	385	PARRISH CONSTRUCTION GROUP INC., Perry, Ga.	303.4	0.0	455.1	100	0	0	0	0	0	0	0	88
358	367	MORLEY BUILDERS, Santa Monica, Calif.†	302.3	0.0	288.4	100	0	0	0	0	0	0	0	0
359	398	KIELY FAMILY OF COS., Tinton Falls, N.J.†	300.1	0.0	400.6	0	0	0	9	91	0	0	0	0
360	391	BROWN CONSTRUCTION INC., West Sacramento, Calif.	296.0	0.0	283.0	100	0	0	0	0	0	0	0	0
361	326	HOURIGAN, Richmond, Va.	293.0	0.0	930.0	100	0	0	0	0	0	0	0	26
362	**	GALAXY BUILDERS LTD., San Antonio, Texas	291.0	0.0	141.0	100	0	0	0	0	0	0	0	0
363	368	FONTAINE BROS. INC., Springfield, Mass.	289.4	0.0	285.6	100	0	0	0	0	0	0	0	77
364	375	BRYAN CONSTRUCTION INC., Colorado Springs, Colo.	287.7	3.0	340.5	100	0	0	0	0	0	0	0	100
365	393	BARRY-WEHMILLER DESIGN GROUP, St. Louis, Mo.	287.3	0.0	327.6	0	5	0	0	94	0	0	1	1
366	384	W.G. CLARK CONSTRUCTION, Seattle, Wash.	287.0	0.0	245.0	100	0	0	0	0	0	0	0	0
367	**	VERICON CONSTRUCTION CO., Mountainside, N.J.	286.2	0.0	255.5	100	0	0	0	0	0	0	0	2
368	356	PENCE CONTRACTORS, Lake Oswego, Ore.	285.0	0.0	150.0	100	0	0	0	0	0	0	0	88
369	362	CCC GROUP INC., San Antonio, Texas	284.0	12.0	170.1	0	9	7	0	66	4	0	2	0
370	390	BUFFALO CONSTRUCTION, Louisville, Ky.	282.2	0.0	316.0	100	0	0	0	0	0	0	0	0
371	**	ULLJMAN SCHUTTE CONSTRUCTION LLC, Miamisburg, Ohio†	280.0	0.0	82.8	0	0	0	100	0	0	0	0	6
372	365	RABREN GENERAL CONTRACTORS, Auburn, Ala.	279.2	0.0	114.3	97	3	0	0	0	0	0	0	0
373	**	MCL CONSTRUCTION, Omaha, Neb.	279.0	0.0	319.0	100	0	0	0	0	0	0	0	100
374	331	T N WARD CO., Ardmore, Pa.	277.5	45.6	850.0	90	0	9	0	0	1	0	0	100
375	**	QUANDEL ENTERPRISES LLC, Harrisburg, Pa.†	277.0	0.0	113.7	72	1	7	10	9	1	0	0	100
376	396	A.R. MAYS CONSTRUCTION, Scottsdale, Ariz.	275.0	0.0	115.0	100	0	0	0	0	0	0	0	35
377	**	BOB MOORE CONSTRUCTION, Grapevine, Texas	275.0	0.0	250.0	100	0	0	0	0	0	0	0	0
378	383	BUTZ ENTERPRISES INC., Allentown, Pa.†	273.5	0.0	739.6	100	0	0	0	0	0	0	0	61
379	378	BURKE CONSTRUCTION GROUP INC., Las Vegas, Nev.†	270.0	0.0	278.0	100	0	0	0	0	0	0	0	66
380	377	J.F. BRENNAN CO. INC., La Crosse, Wis.	270.0	0.0	200.0	0	0	19	19	0	24	39	0	0
381	395	WAGMAN INC., York, Pa.†	268.4	0.0	597.4	25	1	0	0	0	74	0	0	2
382	350	BLACH CONSTRUCTION, San Jose, Calif.	267.5	0.0	NA	100	0	0	0	0	0	0	0	0
383	**	RNGD - A PALMISANO CO., New Orleans, La.	263.0	0.0	184.0	84	0	0	0	0	16	0	0	13
384	374	CLARK CONTRACTORS, Little Rock, Ark.	261.8	0.0	342.2	100	0	0	0	0	0	0	0	100
385	389	GHILOTTI CONSTRUCTION CO., Santa Rosa, Calif.	260.0	0.0	NA	15	0	0	31	0	54	0	0	0
386	394	J.D. ECKMAN INC., Atglen, Pa.	259.1	0.0	503.7	0	0	0	0	0	100	0	0	0
387	230	PENNTEX CONSTRUCTION, Blue Bell, Pa.	258.8	0.0	325.0	86	14	0	0	0	0	0	0	0
388	**	TONN AND BLANK CONSTRUCTION, Michigan City, Ind.	257.2	0.0	94.0	92	4	0	0	4	0	0	0	97
389	**	CALHOUN CONSTRUCTION, Louisville, Ky.	256.2	0.0	NA	95	0	5	0	0	0	0	0	0
390	346	LEE KENNEDY CO., Quincy, Mass.	255.3	0.0	224.2	100	0	0	0	0	0	0	0	100
391	336	ALBERT C. KOBAYASHI INC., Waipahu, Hawaii	255.3	0.0	NA	100	0	0	0	0	0	0	0	0
392	**	R.G. ANDERSON CO. INC., Nashville, Tenn.	255.3	0.0	244.9	100	0	0	0	0	0	0	0	0
393	**	BLYTHE DEVELOPMENT CO., Charlotte, N.C.	254.1	0.0	305.0	0	0	0	0	0	60	0	0	0
394	**	MEB, Chesapeake, Va.	253.5	0.0	19.9	13	5	0	75	7	0	0	0	7
395	**	TRI-NORTH BUILDERS INC., Fitchburg, Wis.	252.0	0.0	187.0	94	0	0	0	6	0	0	0	17
396	**	THE JAYNES COS., Albuquerque, N.M.	251.4	0.0	500.0	98	0	0	0	2	0	0	0	65
397	343	WESPAC CONSTRUCTION, Phoenix, Ariz.	250.0	0.0	290.5	100	0	0	0	0	0	0	0	100
398	**	M. J. HARRIS CONSTRUCTION SERVICES LLC, Birmingham, Ala.	249.5	0.0	79.1	100	0	0	0	0	0	0	0	100
399	373	GARCO CONSTRUCTION, Spokane, Wash.	249.0	0.0	387.0	57	2	1	13	2	17	0	0	0
400	**	WATER RESOURCES GROUP, Deerwood, Minn.†	248.6	0.0	176.0	10	0	0	90	0	0	0	0	10

# Where To Find the Top 400

FIRM	RANK	FIRM	RANK	FIRM	RANK	FIRM	RANK
<b>A</b>		Buch Construction	325	Devcon Construction Inc.	58	<b>H</b>	
Absher Construction Co.	319	Buffalo Construction	370	PJ Dick - Trumbull - Lindy Group	92	H&M Co. Inc.	187
Adolfson & Peterson Construction	91	Build Group	88	Dimeo Construction Co.	180	The Hagerman Group	338
AECOM	14	Bulley & Andrews	225	Dome Construction	219	Hanover Co.	143
Alberici-Flintco	36	Burke Construction Group Inc.	379	Donohoe Construction Co.	346	BL Harbert International	93
Allied Power	261	Burns & McDonnell	38	Doster Construction Co.	354	Harkins Builders	174
Alston Construction	48	Butz Enterprises Inc.	378	DPR Construction	7	Harper Construction Co. Inc.	350
Ames Construction Inc.	62	<b>C</b>		Dragados	37	Harper General Contractors	288
Andersen Construction	124	Caddell Construction	129	C.W. Driver Cos.	185	M. J. Harris Construction Services LLC	398
Anderson Columbia Co. Inc.	163	Cahill Contractors	289	Drymalla Construction Co.	294	Harvey   Harvey-Cleary	60
Dick Anderson Construction Inc.	214	Cajun Industries Holdings LLC	182	JE Dunn Construction Co.	18	Haselden Construction	262
R.G. Anderson Co. Inc.	392	Calhoun Construction	389	<b>E</b>		Haskell	69
ANDRES Construction Services LLC	259	Callahan Construction Managers	266	ECC	160	Hathaway Dinwiddie Construction Co.	78
APTIM	134	Capstone Building Corp.	336	J.D. Eckman Inc.	386	Hausmann Construction Inc.	228
Arch-Con Corp.	173	Carroll Daniel Construction Co.	179	EDIFICE Construction	229	Hawaiian Dredging Construction Co. Inc.	162
ARCO Construction Cos.	17	Catamount Constructors Inc.	139	Electrical Consultants Inc.	250	Hawkins Construction Co.	316
Aristeo Construction Co.	154	CCC Group Inc.	369	Elford Inc.	175	Haydon Cos.	342
Armada Hoffer	260	CDM Smith	333	Emery Sapp Construction Inc.	119	Hensel Phelps	13
ASRC Industrial	105	CF Evans Construction	285	EMJ Construction	217	Herzog	113
Austin Industries	33	D.F. Chase Inc.	308	Engineered Structures Inc. (ESI)	150	Hill & Wilkinson General Contractors	297
<b>B</b>		China Constr. America/Plaza Constr.	249	Evans General Contractors	57	HITT Contracting	26
Balfour Beatty US	32	Choate Construction Co.	52	Executive Construction Inc.	311	Hoar Construction	135
Barnard Construction Co. Inc.	142	The Christman Co.	87	Exxel Pacific Inc.	324	Hoffman Construction	24
Barnhill Contracting Co.	167	The Cianbro Cos.	108	Exyte Americas Holding Inc.	75	Holder Construction	30
Barr & Barr Inc.	351	Clancy & Theys Construction	120	<b>F</b>		Holt Construction	276
Bartlett Cocke General Contractors LLC	125	Clark Construction Co.	355	Fagen Inc.	337	Hourigan	361
Barton Malow Holdings LLC	19	Clark Contractors	384	FCI Constructors Inc.	184	E.W. Howell Co. LLC	306
Barry-Wehmiller Design Group	365	Clark Group	16	FCL Builders	77	Hunter Roberts Construction Group LLC	65
Batson-Cook Construction	205	W.G. Clark Construction	366	Ferreira Construction	121	<b>I</b>	
BBL Construction Services LLC	254	Clayco	23	Ferrovia Construction US Holdings Corp.	61	Ideal Contracting	232
Bechtel	3	Clune Construction	53	J.H. Findorff & Son Inc.	99	IMC Construction	252
The Beck Group	136	Coastal Construction Group	138	Flatiron Construction	49	Independence Construction	200
Bell & Associates Construction LLC	330	Colas Inc.	47	J. Fletcher Creamer & Son Inc.	264	INTECH Construction	257
Berglund Construction Co.	352	Columbia	317	Fluor	8	Iovino Enterprises	191
Bernards	197	Commercial Contracting Corp.	127	Fontaine Bros. Inc.	363	IPS-Integrated Project Services LLC	164
The Bette Cos.	329	Commodore Builders	279	Fort Myer Construction Corp.	353	<b>J</b>	
BHI	322	The Conlan Company	84	Fortis Construction Inc.	70	Jacobsen Construction Co. Inc.	131
Big-D Construction	46	Consigli Building Group Inc.	43	Fortune-Johnson LLC	300	The Jaynes Cos.	396
Bilfinger North America Inc.	218	Construction Partners	81	Frana Cos. Inc.	269	JHL Constructors	299
Blach Construction	382	Contegra Construction Co.	348	<b>G</b>		Jingoli - DCO	145
Black & Veatch	44	CORE Construction Group	66	Galaxy Builders Ltd.	362	Joeris General Contractors	117
Blue Ridge Power	116	CRB	238	Garco Construction	399	GE Johnson	195
Blum Construction	335	Crossland Construction Co. Inc.	55	Gardner Builders	328	W. M. Jordan Co.	243
Blythe Development Co.	393	Crowder Constructors Inc.	236	Garney Holding Co.	64	JPI	235
BNBuilders	102	CSI Construction Co.	240	Ghilotti Construction Co.	385	JRM Construction Management	118
Boh Bros. Construction Co. LLC	263	J.P. Cullen and Sons Inc.	183	Gilbane Building Co.	11	Juneau Construction Co.	272
The Boldt Co.	76	<b>D</b>		Goodfellow Bros.	159	<b>K</b>	
Bowen	301	Danis	251	Graham Construction	123	M. B. Kahn Construction Co. Inc.	307
Bozzuto Construction Co.	230	James G. Davis Construction Corp.	128	Granger Construction Co.	237	Kajima Building & Design Group Inc.	146
Bradbury Stamm Construction Inc.	302	Day & Zimmermann	95	Granite Construction Inc.	39	KAST Construction Co.	141
Branch Group	172	Deacon Construction LLC	271	Gray	40	Kaufman Lynn Construction	204
Brasfield & Gorrie	22	DeAngelis Diamond	253	Graycor	231	KBE Building Corp.	320
J.F. Brennan Co. Inc.	380	Dellbrook   JKS	216	Great Lakes Dredge & Dock Co.	210	KBS Inc.	292
Brinkmann Constructors	73	DENPCOM Power	100	Grunley Construction Co. Inc.	226		
Brown Construction Inc.	360						
Bryan Construction Inc.	364						

FIRM	RANK	FIRM	RANK	FIRM	RANK	FIRM	RANK
Lee Kennedy Co.	390	MWH	190	Rand Construction Corp.	223	<b>T</b>	
Key Construction Inc.	334	MYCON General Contractors Inc.	234	William A Randolph Inc.	349	Teichert Construction	126
Kiely Family of Cos.	359	Allan Myers	98	E.E. Reed Construction	72	Terminal Construction Corp.	303
Kiewit Corp.	2	<b>N</b>		Ridgmont Commercial Co.	341	Tonn and Blank Construction	388
Kitchell Corp.	242	Nabholz	97	River City Construction LLC	315	Torcon Inc.	156
Klinger Cos. LLC	270	Nan Inc.	198	RNGD - a Palmisano Co.	383	Traylor Construction Group Inc.	122
Knutson Construction	246	NEI General Contracting	313	James E. Roberts - Obayashi Corp.	344	Tri-North Builders Inc.	395
Albert C. Kobayashi Inc.	391	New South Construction Co.	213	Robins & Morton	56	Triton Construction Co. LLC	275
The Kokosing Group of Cos.	50	Nibbi Bros. Associates Inc.	267	Rockford Construction Co.	239	Truebeck Construction	130
The Korte Co.	178	<b>O</b>		Rodgers Builders	224	Turner Construction Co.	1
KPRS Construction	147	O&G Industries Inc.	245	Roebbeln Contracting Inc.	321	Turner Industries Group LLC	46
Kraemer North America LLC	305	O'Donnell/Snyder Construction	356	Rogers-O'Brien Construction	149	Tutor Perini Corp.	31
Kraus-Anderson	140	W.E. O'Neil Construction	101	Roncelli Inc.	331	<b>U</b>	
<b>L</b>		OHLA USA Inc.	109	The Rudolph Libbe Cos. Inc.	86	Ulliman Schutte Construction LLC	371
Landmark Construction LLC	196	Okland Construction	83	Ruscilli Construction	291	United Engineers & Constructors Inc.	281
LandSouth Construction	209	Oltmans Construction Co.	194	Russell Group Inc.	314	Urban Atelier Group	211
Lane Industries Inc.	104	Omega Construction	265	Ryan Cos. US Inc.	42	<b>V</b>	
Las Vegas Paving Corp.	155	The Opus Group	192	Rycon Construction Inc.	111	James R. Vannoy & Sons Construction Co. Inc.	151
Lease Crutcher Lewis	133	Orion Group Holdings	177	<b>S</b>		Vecellio Group Inc.	241
LeChase Construction Services LLC	110	C. Overaa & Co.	277	S&B	157	Vericon Construction Co.	367
LEMOINE	255	<b>P</b>		S&B USA Construction	166	Vinci Construction USA (f/k/a Eurovia USA)	112
Lendlease	90	PARIC Holdings	148	Samet Corp.	89	<b>W</b>	
Leopardo Construction	287	Parkway C&A	233	Satterfield & Pontikes Construction Inc.	137	Wagman Inc.	381
Level 10 Construction	169	Parrish Construction Group Inc.	357	Saulsbury	153	Walbridge	21
Lee Lewis Construction Inc.	212	Parsons Corp.	247	Saunders Construction Inc.	176	The Walsh Group	15
Lydig Construction	345	F.H. Paschen	132	Schimenti Construction Co.	339	T N Ward Co.	374
Lyles Construction Group	309	PC Construction Co.	293	Security Paving Co. Inc.	304	Water Resources Group	400
<b>M</b>		PCL Construction Enterprises	10	Sellen Construction	188	Webcor	94
J.T. Magen & Co. Inc.	68	Peak Construction Corp.	283	SEMA Construction Inc.	298	Weis Builders Inc.	158
Manhattan Construction Group	67	Peinado Construction	258	Sevenson Environmental	327	The Weitz Co. & Affiliates	85
Manson Construction Co.	244	Pence Contractors	368	Shaw Construction	206	Wespac Construction	397
March Associates Construction Inc.	268	Penntex Construction	387	Shawmut Design and Construction	74	G.A. West & Co. Inc.	295
Market & Johnson Inc.	326	The PENTA Building Group	106	Shelco LLC	274	Wharton-Smith Inc.	144
Mascaro Construction Co.	286	Pepper Construction	63	Shiel Sexton Co. Inc.	256	The Whiting-Turner Contracting Co.	5
MasTec Inc.	4	Perlo Construction	310	Shimmick	193	WIELAND	318
Matrix Service Co.	165	Charles Perry Partners Inc.	340	Shook Construction	343	F.A. Wilhelm Construction	54
A.R. Mays Construction	376	Phillips Infrastructure Holdings	171	Skanska USA	12	Williams Brothers Construction Co. Inc.	181
McCarthy Holdings Inc.	20	GH Phipps Construction Cos.	332	Skender	227	Willmeng Construction	186
McCownGordon Construction	161	Pike Construction Services	221	Skyline Construction	222	Wohlsen Construction Co.	248
McDermott International	9	Pioneer General Contractors Inc.	312	Sletten Cos.	208	Wood PLC	323
McGough	115	Plenium Builders	347	C D Smith Construction	202	S.T. Wooten Corp.	282
MCL Construction	373	Poettker Construction Co.	296	Southland Holdings	107	<b>Y</b>	
The McShane Cos.	96	Pogue Construction	152	SpawGlass Holding	189	The Yates Cos. Inc.	29
MEB	394	Power Construction Co. LLC	79	Stacy and Witbeck Inc.	201	<b>Z</b>	
Messer Construction Co.	82	Primus Builders Inc.	278	Staker Parson Materials & Construction	207	Zachry Construction Corp.	215
CR Meyer	284	<b>Q</b>		Stellar Group Inc.	170	Zachry Group	28
Michels Corp.	34	Q&D Construction	273	Sterling Infrastructure Inc.	59		
The Middlesex Corp.	203	Quandel Enterprises LLC	375	STO Building Group	6		
Millie and Severson General Contractors	199	<b>R</b>		Suffolk Construction Co. Inc.	25		
Miron Construction Co. Inc.	71	R&O Construction	290	Sukut Construction LLC	280		
Bob Moore Construction	377	Rabren General Contractors	372	Summit Contracting Group Inc.	80		
Morley Builders	358	RailWorks	114	Sundt Construction Inc.	51		
Mortenson	27			Superior Construction Holding Co. Inc.	168		
Moss	41			Swinerton	35		
MW Builders	220						

# Where the 2024 Top 400 Contractors Worked

**Region Country** *Company*

## A. NORTH AMERICA

### Canada

*APTIM*  
*ARCO Construction Cos.*  
*ASRC Industrial*  
*Alberici-Flintco*  
*Allied Power*  
*Barnard Construction Co. Inc.*  
*Barton Malow Holdings LLC*  
*Bechtel*  
*Bernards*  
*Black & Veatch*  
*Burns & McDonnell*  
*CDM Smith*  
*CRB*  
*DPR Construction*  
*Day & Zimmermann*  
*Dennis Group*  
*Dragados*  
*ECC*  
*Flatiron Construction*  
*Fluor*  
*Granite Construction Inc.*  
*HITT Contracting*  
*Haskell*  
*Herzog*  
*IPS-Integrated Project Services LLC*  
*Kiewit Corp.*  
*Lease Crutcher Lewis*  
*Manson Construction Co.*  
*MasTec Inc.*  
*Matrix Service Co.*  
*McDermott International*  
*Michels Corp.*  
*PCL Construction Enterprises*  
*Parsons Corp.*  
*RailWorks*  
*Roncelli Inc.*  
*STO Building Group*  
*Southland Holdings*  
*T N Ward Co.*

**Region Country** *Company*

*The Walsh Group*  
*Turner Construction Co.*  
*Tutor Perini Corp.*  
*United Engineers & Constructors Inc.*  
*Walbridge*  
*Wood PLC*

## B. LATIN AMERICA

### Argentina

*Wood PLC*

### Brazil

*Caddell Construction*  
*Dennis Group*  
*McDermott International*  
*Wood PLC*

### Chile

*Bechtel*  
*Fluor*  
*Wood PLC*

### Colombia

*Haskell*  
*Wood PLC*

### Ecuador

*Haskell*

### El Salvador

*Haskell*

### Guatemala

*BL Harbert International*

### Guyana

*McDermott International*

### Honduras

*BL Harbert International*  
*Fluor*

# Where the 2024 Top 400 Contractors Worked

## Region Country Company

### Mexico

*Alberici-Flintco*  
*Allied Power*  
*BL Harbert International*  
*Black & Veatch*  
*Caddell Construction*  
*Commercial Contracting Corp.*  
*Dennis Group*  
*Fluor*  
*Gilbane Building Co.*  
*Granite Construction Inc.*  
*Haskell*  
*Kiewit Corp.*  
*Manhattan Construction Group*  
*MasTec Inc.*  
*McDermott International*  
*The Beck Group*  
*The Weitz Co. & Affiliates*  
*Walbridge*  
*Wood PLC*

### Panama

*China Constr. America/Plaza Constr.*

### Paraguay

*Caddell Construction*

### Peru

*APTIM*  
*Bechtel*  
*Fluor*  
*Wood PLC*

### Suriname

*BL Harbert International*  
*CCC Group Inc.*

### Uruguay

*Tutor Perini Corp.*

## Region Country Company

### C. CARIBBEAN ISLANDS

#### Cuba

*DPR Construction*  
*Jingoli - DCO*

#### Greater Antilles

*Orion Group Holdings*  
*S&B*

#### Lesser Antilles

*APTIM*  
*Caddell Construction*  
*China Constr. America/Plaza Constr.*  
*Coastal Construction Group*  
*Consigli Building Group Inc.*  
*Haskell*  
*Jingoli - DCO*  
*MasTec Inc.*  
*McDermott International*  
*OHLA USA Inc.*  
*Orion Group Holdings*  
*Rockford Construction Co*  
*Southland Holdings*  
*Wood PLC*

#### Puerto Rico

*APTIM*  
*DEPCOM Power*  
*Fluor*  
*Great Lakes Dredge & Dock Co.*  
*Haskell*  
*Herzog*  
*MasTec Inc.*  
*The Walsh Group*  
*The Yates Cos. Inc.*  
*Tutor Perini Corp.*  
*Wood PLC*

### D. EUROPE

#### Albania

*Bechtel*

# Where the 2024 Top 400 Contractors Worked

## Region Country Company

### Azerbaijan

Fluor  
Wood PLC

### Belgium

ECC  
Fluor  
Gray  
IPS-Integrated Project Services LLC  
Parsons Corp.  
Wood PLC

### Bulgaria

Wood PLC

### Croatia

Fluor

### Czech Rep.

McDermott International  
Wood PLC

### Denmark

DPR Construction  
Fluor  
Wood PLC

### Finland

Gray

### France

Allied Power  
Fluor  
Wood PLC

### Georgia

Parsons Corp.

### Germany

Black & Veatch  
DPR Construction  
ECC  
Fluor  
Gilbane Building Co.  
McDermott International

## Region Country Company

Michels Corp.  
Parsons Corp.  
Wood PLC

### Greece

Caddell Construction  
ECC  
Fluor

### Hungary

Fluor  
Wood PLC

### Ireland

Bechtel  
Fluor  
Gray  
Haskell  
IPS-Integrated Project Services LLC  
STO Building Group  
Wood PLC

### Italy

Caddell Construction  
ECC  
Parsons Corp.  
Wood PLC

### Luxembourg

Bryan Construction Inc.

### Netherlands

DPR Construction  
Fluor  
McDermott International  
STO Building Group  
Wood PLC

### North Macedonia

Bechtel

### Norway

DPR Construction  
Wood PLC

# Where the 2024 Top 400 Contractors Worked

## Region Country Company

### Poland

Fluor  
Wood PLC

### Portugal

Black & Veatch  
ECC  
IPS-Integrated Project Services LLC  
Wood PLC

### Romania

ECC  
Wood PLC

### Russia

Fluor

### Serbia

Bechtel

### Slovakia

Fluor  
Wood PLC

### Spain

APTIM  
Allied Power  
ECC  
Gilbane Building Co.  
IPS-Integrated Project Services LLC  
Wood PLC

### Sweden

Allied Power  
BL Harbert International  
Fluor  
Wood PLC

### Switzerland

DPR Construction  
IPS-Integrated Project Services LLC  
Wood PLC

### United Kingdom

APTIM

## Region Country Company

BL Harbert International  
Bechtel  
Black & Veatch  
Burns & McDonnell  
ECC  
Fluor  
Gray  
IPS-Integrated Project Services LLC  
McDermott International  
Parsons Corp.  
STO Building Group  
Turner Construction Co.  
Wood PLC

## E. MIDDLE EAST

### Afghanistan

Fluor

### Bahrain

APTIM  
ECC  
The Weitz Co. & Affiliates

### Iraq

BL Harbert International  
Wood PLC

### Israel

Bryan Construction Inc.  
CDM Smith  
Gilbane Building Co.  
MWH

### Jordan

BL Harbert International

### Kuwait

Fluor  
Wood PLC

### Lebanon

BL Harbert International  
Parsons Corp.

# Where the 2024 Top 400 Contractors Worked

## Region Country Company

### Oman

*Bechtel*  
*Wood PLC*

### Pakistan

*Wood PLC*

### Qatar

*BL Harbert International*  
*Bechtel*  
*McDermott International*  
*Wood PLC*

### Saudi Arabia

*Bechtel*  
*CDM Smith*  
*Caddell Construction*  
*Fluor*  
*Gilbane Building Co.*  
*McDermott International*  
*Tutor Perini Corp.*  
*Wood PLC*

### Turkey

*BL Harbert International*  
*ECC*  
*Turner Construction Co.*  
*Wood PLC*

### United Arab Emirates

*Allied Power*  
*Bechtel*  
*McDermott International*  
*Parsons Corp.*  
*Wood PLC*

## F. ASIA

### Brunei

*Wood PLC*

### China (P.R.C.)

*Allied Power*  
*Black & Veatch*

## Region Country Company

*Fluor*  
*Haskell*  
*McDermott International*  
*Wood PLC*

### Diego Garcia

*APTIM*  
*Gilbane Building Co.*  
*Parsons Corp.*

### India

*BL Harbert International*  
*Bechtel*  
*Black & Veatch*  
*Caddell Construction*  
*Fluor*  
*IPS-Integrated Project Services LLC*  
*McDermott International*  
*Turner Construction Co.*  
*Wood PLC*

### Indonesia

*BL Harbert International*  
*Black & Veatch*  
*Fluor*  
*McDermott International*

### Japan

*APTIM*  
*Allied Power*  
*ECC*  
*Gilbane Building Co.*  
*Parsons Corp.*  
*Wood PLC*

### Kazakhstan

*Fluor*  
*Wood PLC*

### Korea, South

*APTIM*  
*Allied Power*  
*BL Harbert International*  
*DPR Construction*  
*Gilbane Building Co.*



# Where the 2024 Top 400 Contractors Worked

## Region Country Company

*Parsons Corp.*

### Malaysia

*Black & Veatch*

*DPR Construction*

*Fluor*

*Haskell*

*McDermott International*

*Turner Construction Co.*

*Wood PLC*

### Philippines

*Black & Veatch*

*ECC*

*Fluor*

*Gilbane Building Co.*

*Haskell*

*Tutor Perini Corp.*

*Wood PLC*

### Singapore

*Caddell Construction*

*DPR Construction*

*Fortis Construction Inc.*

*Haskell*

*Wood PLC*

### Taiwan (R.O.C)

*Bechtel*

*Black & Veatch*

*Fluor*

*Wood PLC*

### Thailand

*BL Harbert International*

*Black & Veatch*

*Caddell Construction*

*Wood PLC*

### Vietnam

*BL Harbert International*

*Black & Veatch*

*McDermott International*

*Turner Construction Co.*

## Region Country Company

### G. AUSTRALIA/OCEANIA

#### Australia

*Bechtel*

*Black & Veatch*

*Fluor*

*IPS-Integrated Project Services LLC*

*Matrix Service Co.*

*McDermott International*

*Michels Corp.*

*PCL Construction Enterprises*

*Wood PLC*

#### New Zealand

*Wood PLC*

#### Pacific Islands

*APTIM*

*ASRC Industrial*

*Parsons Corp.*

### H. NORTH AFRICA

#### Egypt

*Bechtel*

*CDM Smith*

*Wood PLC*

#### Morocco

*BL Harbert International*

#### Niger

*BL Harbert International*

*Fluor*

#### Sub Sahara

*APTIM*

*Bryan Construction Inc.*

*Fluor*

#### Sudan

*Caddell Construction*

# Where the 2024 Top 400 Contractors Worked

**Region Country** *Company*

**Region Country** *Company*

## Tunisia

*Wood PLC*

## I. CENTRAL AND SOUTHERN AFRICA

### Angola

*Wood PLC*

### Botswana

*Fluor*

### Congo

*APTIM*

### D.R. Congo (Zaire)

*BL Harbert International*

### Guinea

*Fluor*

### Kenya

*Caddell Construction*

### Malawi

*BL Harbert International*

### Mozambique

*McDermott International*  
*Wood PLC*

### Senegal

*CCC Group Inc.*

### South Africa

*Wood PLC*

### Zimbabwe

*BL Harbert International*

## J. ANTARCTIC/ARCTIC

### Antarctic/Arctic

*Parsons Corp.*

# 2024 Top 400 Contractors – Subsidiaries by Rank

**Rank Company** *Subsidiary*

**Rank Company** *Subsidiary*

**1 Turner Construction Co.**

*Clark Builders  
Lathrop  
SourceBlue  
Turner Construction Company  
Turner International*

**2 Kiewit Corp.**

*Cherne Contracting Company  
Construction Kiewit Cie  
Ganotec Inc.  
Kiewit Building Group Inc  
Kiewit Canada Group Inc.  
Kiewit Engineering Group Inc  
Kiewit Foundations Co.  
Kiewit Infrastructure Co.  
Kiewit Infrastructure South Co.  
Kiewit Infrastructure West Co.  
Kiewit Offshore Services Ltd.  
Kiewit Power Constructors Co.  
Kiewit Water Facilities South Co.  
Mass Electric Construction Co.  
Peter Kiewit Sons ULC  
T.E. Ibberson Company  
TIC - The Industrial Company  
Weeks Marine, Inc.*

**3 Bechtel**

*BNT International Company  
Bechtel Construction Operation, Inc.  
Bechtel Corporation  
Bechtel Global Energy, Inc.  
Bechtel Global Infrastructure & Minerals Inc.  
Bechtel India Private, Ltd.  
Bechtel Nuclear, Security & Environmental, Inc.*

**4 MasTec Inc.**

*A-1 Construction  
Advanced Technologies*

*EC Source  
Energy Erectors  
FNF Construction, Inc.  
Henkels & McCoy  
Infrastructure and Energy Alternatives, Inc.  
Intren, LLC  
MasTec Network Solutions  
MasTec Utility Services  
Precision Pipeline  
PumpCo  
Three Phase Line Construction  
Wanzek Construction*

**6 STO Building Group**

*Abbott Construction  
Ajax Building Company  
BCCI Construction  
Govan Brown  
LF Driscoll  
LF Driscoll Healthcare  
Layton Construction  
Pavarini Construction  
Pavarini McGovern  
RC Andersen  
STO Mission Critical  
Structure Tone Global Services  
Structure Tone International  
Structure Tone LLC  
Structure Tone Southwest*

**7 DPR Construction**

*Digital Building Components  
EIG Electrical Systems  
Gregory P. Luth & Associates, Inc. | GPLA  
OES Equipment  
RQ Construction  
SurePods  
vConstruct*

**8 Fluor**

*Fluor Constructros International Inc*

## 2024 Top 400 Contractors – Subsidiaries by Rank

**Rank Company** *Subsidiary*  
*Fluor Enterprises Inc.*

**10 PCL Construction Enterprises**

*Construction PCL Inc.*  
*Melloy Industrial Services Inc.*  
*Nordic PCL Construction, Inc.*  
*PCL Aquatics Centre 2012 Ltd.*  
*PCL Builders Inc.*  
*PCL Civil Constructors, Inc.*  
*PCL Construction Enterprises, Inc.*  
*PCL Construction Management Inc.*  
*PCL Construction Resources (U.S.A.) Inc.*  
*PCL Construction Resources Inc.*  
*PCL Construction Services, Inc.*  
*PCL Construction, Inc.*  
*PCL Constructors Canada Inc.*  
*PCL Constructors Inc.*  
*PCL Constructors Northern Inc.*  
*PCL Constructors Northern Ontario Inc.*  
*PCL Constructors Pacific Rim Pty Ltd.*  
*PCL Constructors Westcoast Inc.*  
*PCL Energy Inc.*  
*PCL Humber LRC 2013 Ltd.*  
*PCL Industrial Construction Co.*  
*PCL Industrial Constructors Inc.*  
*PCL Industrial Management Inc.*  
*PCL Industrial Services, Inc.*  
*PCL Investments Canada*  
*PCL McMaster 2014 Ltd.*  
*PCL NSP 2021 Ltd.*  
*PCL Ottawa Heart Institute 2014 Ltd.*  
*PCL Regina Stadium 2014 Ltd.*

**11 Gilbane Building Co.**

*GRS Disaster Recovery*  
*Gilbane Federal*  
*Next 150*

**12 Skanska USA**

*Skanska USA Building*  
*Skanska USA Civil*

**Rank Company** *Subsidiary*

**19 Barton Malow Holdings LLC**

*Alltrade Industrial Contractors, Inc.*  
*Barton Malow Builders LLC*  
*Barton Malow Company*  
*LiftBuild*

**20 McCarthy Holdings Inc.**

*MC Industrial, Inc.*  
*McCarthy Building Companies, Inc.*

**23 Clayco**

*CRG*  
*Concrete Strategies*  
*Lamar Johnson Collaborative*  
*Ventana*

**25 Suffolk Construction Co. Inc.**

*Liberty Builds*  
*Liberty Equipment*  
*Liberty Group*  
*Liberty Specialty*

**27 Mortenson**

*M.A. MORTENSON COMPANY*

**28 Zachry Group**

*JVIC*  
*JVIC Fabrication*  
*Madison Industrial Services*  
*Numerical Advisory Solutions*  
*Trillium*  
*Zachry Engineering Corp.*  
*Zachry Industrial Inc*  
*Zachry Maintenance Services*  
*Zachry Nuclear Engineering*  
*Zachry Philippines Inc*

## 2024 Top 400 Contractors – Subsidiaries by Rank

### Rank Company Subsidiary

**29 The Yates Cos. Inc.**  
*American Industrial Construction, LLC*  
*Blaine Construction Corporation*  
*Edwards Electric Service, LLC*  
*JESCO, Inc.*  
*Merit Electrical, Inc.*  
*Superior Asphalt, Inc.*  
*W.G. Yates & Sons Construction Company*  
*Yates Constructors, LLC*  
*Yates Engineers, LLC*  
*Yates Services, LLC*

**31 Tutor Perini Corp.**  
*Becho Inc.*  
*Black Construction*  
*Frontier - Kemper*  
*Lunda Construction*  
*Perini Management Services*  
*Roy Anderson Corp.*  
*Rudolph & Sletten*  
*Tutor Perini Building Corp*  
*Tutor Perini Civil Construction*

**32 Balfour Beatty US**  
*Balfour Beatty Communities*  
*Balfour Beatty Construction*  
*Balfour Beatty Infrastructure*  
*Balfour Beatty Rail*  
*Fru-Con*

**34 Michels Corp.**  
*Aqueos Corporation*  
*Aqueos Marine, Inc.*  
*Michels Canada Co.*  
*Michels Construction, Inc.*  
*Michels Pacific Energy, Inc.*  
*Michels Pipeline, Inc.*  
*Michels Power, Inc.*  
*Michels Road & Stone, Inc.*  
*Michels Trenchless GmbH*  
*Michels Trenchless Pty. Ltd.*

### Rank Company Subsidiary

*Michels Trenchless, Inc.*  
*Michels Utility Services, Inc.*

**36 Alberici-Flintco**  
*Alberici Constructors, Inc*  
*Alberici Constructors, Ltd.*  
*CAS Constructors, LLC*  
*Flintco, LLC*  
*J.R. Filanc Construction Co.*  
*WWPS, LLC*

**37 Dragados**  
*Dragados Canada, Inc.*  
*Dragados USA, Inc.*  
*J.F. White Contracting Co.*  
*John P. Picone, Inc.*  
*Prince Contracting, LLC*  
*Pulice Construction, Inc.*  
*Schiavone Construction Co., LLC*

**38 Burns & McDonnell**  
*AZCO*

**39 Granite Construction Inc.**  
*Centennial Asphalt*  
*Coast Mountain Resources (CMR)*  
*Garco Testing Laboratories*  
*Granite Insustrial*  
*Granite Power*  
*Intermountain Slurry Seal*  
*International Directional Services (IDS)*  
*Layne*  
*Lehman-Roberts*  
*Memphis Stone & Gravel (MS&G)*

**40 Gray**  
*AD Process Equipment, A Gray Company*  
*Anderson Dahlen, Inc., A Gray Company*  
*Gray AE, PSC*

## 2024 Top 400 Contractors – Subsidiaries by Rank

### Rank Company Subsidiary

Gray Development, A Gray Company  
 Gray Integrated Services of Europe  
 Gray Ohio Valley  
 Gray Solutions, A Gray Company  
 InLine Engineers, A Gray Company  
 NexGen Contracting, A Gray Company

### 43 Consigli Building Group Inc.

Consigli & Associates, LLC  
 Consigli Construction Co., Inc.  
 Consigli Construction NY, LLC  
 J. Benton Construction, LLC

### 44 Black & Veatch

Bird Electric  
 Black & Veatch Construction, Inc.  
 Black & Veatch Corporation  
 Black & Veatch International  
 Black & Veatch LTD of Michigan  
 Black & Veatch Management Consulting, LLC.  
 Black & Veatch New York LLP  
 Black & Veatch Special Projects Corp  
 Overland Contracting, Inc.

### 45 Turner Industries Group LLC

Turner Industrial Maintenance, LLC  
 Turner Specialty Services, LLC

### 46 Big-D Construction

CFC Construction  
 Dovetail Construction  
 Martin Harris Construction  
 McAlvain

### 47 Colas Inc.

Barrett Industries  
 Colas Construction USA Inc.  
 Colaska  
 Reeves Construction Co.

### Rank Company Subsidiary

Simon  
 Sully-Miller Contracting Co.

### 49 Flatiron Construction

AECON/FLATIRON/DRAGADOS/EBC GP  
 BARNARD FLATIRON LP (DBJV LP)  
 BRANCH/FLATIRON  
 DRAGADOS/FLATIRON  
 DRAGADOS/VINCI/FLATIRON/DCB  
 EE CRUZ AND COMPANY, INC  
 FLATIRON - CENTRAL  
 FLATIRON CONSTRUCTORS CANADA L  
 FLATIRON MID-ATLANTIC  
 FLATIRON WEST, INC.  
 FLATIRON-AECON JOINT VENTURE  
 FLATIRON-AECON WCRR JV BOW RIV  
 FLATIRON/BDC GREENSBORO  
 FLATIRON/BDC, A JV  
 FLATIRON/BRANCH  
 FLATIRON/DRAG/AECON/LAFARG  
 FLATIRON/DRAGADOS, A JV  
 FLATIRON/DRAGADOS, JV  
 FLATIRON/DRAGADOS/SUKUT, A JV  
 FLATIRON/DRILL TECH  
 FLATIRON/GRAHAM, A JV  
 FLATIRON/GRAHAM/PARSONS, A JV  
 FLATIRON/HERZOG, A JV  
 FLATIRON/KIEWIT, A JV  
 FLATIRON/LANE  
 FLATIRON/LANE, A JV  
 FLATIRON/LTS, A JV  
 FLATIRON/LTS, A JV  
 FLATIRON/MYERS, JV  
 FLATIRON/SKANSKA/STACY-WITBECK  
 FLATIRON/UNITED, A JV  
 FLATIRON/ZACHRY  
 FLUOR/BALFOUR/FLATIRON/DRAGADO  
 PULICE/FNF/FLATIRON JV  
 SAN DIEGO AIRPORT  
 SIGNATURE ON THE ST LAWRENCE  
 SKANSKA/FLATIRON, JV  
 TURNER-FLATIRON, A JV  
 VALLEY TRANSIT PARTNERS

## 2024 Top 400 Contractors – Subsidiaries by Rank

### Rank Company Subsidiary

#### 50 The Kokosing Group of Cos.

Area Aggregates, LLC  
 CK Construction Company  
 Cuyahoga Asphalt Materials, Inc.  
 Integrity Kokosing Pipeline Services  
 Kokosing Construction Company, Inc.  
 Kokosing Industrial, Inc.  
 Kokosing Materials, Inc.  
 Kokosing, Inc.  
 McGraw/Kokosing, Inc.  
 The Olen Corporation

#### 54 F.A. Wilhelm Construction

Freitag-Weinhardt, Inc.  
 Industrial Electric  
 Poynter Sheet Metal  
 RSQ Fire Protection

#### 59 Sterling Infrastructure Inc.

DeWitt Excavation, LLC  
 J. Banicki Construction Company, Inc.  
 Kimes & Stone Construction, LLC  
 LK Gregory Construction, Inc.  
 Petillo MD, LLC  
 Petillo NY, LLC  
 Petillo, LLC  
 Plateau Excavation, Inc.  
 Professional Plumbers Group, Inc.  
 Ralph L. Wadsworth Construction Company,  
 LLC  
 Road and Highway Builders, LLC  
 Tealstone Commercial, Inc.  
 Tealstone Residential Concrete, Inc.  
 Texas Sterling Construction Co.

#### 60 Harvey | Harvey-Cleary

Harvey | Harvey-Cleary  
 Harvey | Harvey-Cleary  
 Harvey | Harvey-Cleary  
 Harvey | Harvey-Cleary  
 Harvey | Harvey-Cleary

### Rank Company Subsidiary

#### 63 Pepper Construction

Pepper Construction Company  
 Pepper Construction Indiana  
 Pepper Construction Ohio  
 Pepper Construction Wisconsin  
 Pepper Energy

#### 64 Garney Holding Co.

A&W Maintenance & Coatings, LLC  
 Garney Companies, Inc.  
 Garney Federal, Inc.  
 Garney Pacific, Inc.

#### 67 Manhattan Construction Group

Cantera Concrete Company  
 Manhattan Construction Company  
 Manhattan International Construction  
 Company, Ltd.  
 Manhattan Pipeline, LLC  
 Manhattan Road & Bridge Co.  
 Safe Zone, LLC  
 Spectrum Contracting, Inc.

#### 69 Haskell

Benham  
 Cortez, Inc.  
 Dyruptek  
 Seiberling

#### 72 E. E. Reed Construction

DavisReed  
 E.E. Reed Construction LP  
 E.E. Reed East Coast  
 ZapalacReed

#### 75 Exyte Americas Holding Inc.

AirGard Inc.  
 BioPharm Engineered Systems, LLC  
 Critical Process Systems Group, Inc.

## 2024 Top 400 Contractors – Subsidiaries by Rank

### Rank Company *Subsidiary*

*Diversified Fluid Solutions, LLC*  
*Exyte U.S., Inc.*  
*Fab-Tech, Inc.*  
*NEHP, Inc.*  
*Nuance Systems, LLC*  
*Pure Guard, LLC*  
*Total Facility Solution, Inc.*

### 82 Messer Construction Co.

*EGC Construction*

### 83 Okland Construction

*Field Labor Corporation*  
*Okland Construction Co., Inc.*  
*Okland Corporation*  
*Okland Management Corporation*

### 85 The Weitz Co. & Affiliates

*Contrack Watts*  
*The Weitz Company, LLC*

### 86 The Rudolph Libbe Cos. Inc.

*GEM Energy LLC*  
*GEM Facility Management LLC*  
*GEM Industrial Inc.*  
*Lehman Daman Construction Services, Inc.*  
*RLG Indemnity, Inc.*  
*Rudolph/Libbe Inc.*  
*Rudolph/Libbe Properties Inc.*

### 87 The Christman Co.

*Christman Constructors, Incorporated*  
*Christman Facility Solutions*  
*Christman Mid-Atlantic Constructors, LLC*

### 90 Lendlease

*Lendlease (US) Construction Inc.*  
*Lendlease (US) Construction LMB Inc.*

### Rank Company *Subsidiary*

*Lendlease (US) Public Partnerships LLC*

### 91 Adolfson & Peterson Construction

*AP Gulf States, Inc.*  
*AP Midwest, LLC*  
*AP Mountain States, LLC*  
*AP Southwest, LLC*

### 92 PJ Dick - Trumbull - Lindy Group

*Gulisek Construction*  
*Lindy Paving*  
*P. J. Dick Incorporated*  
*Trumbull Corporation*  
*Wilson Excavating*

### 95 Day & Zimmermann

*D&Z Of Canada Corporate*  
*Day & Zimmermann International, Inc. - DBA M&C*  
*Day & Zimmermann Management Services, Inc.*  
*Day & Zimmermann NPS, Inc.*  
*Mason & Hanger*  
*The Atlantic Group, Inc. - DBA DZ Atlantic*

### 96 The McShane Cos.

*Cadence McShane Construction Company*  
*McShane Construction Company*

### 101 W.E. O'Neil Construction

*W.E. O'Neil Construction Co.*  
*W.E. O'Neil Construction Co. of Arizona*  
*W.E. O'Neil Construction Co. of California*  
*W.E. O'Neil Construction Co. of Colorado*  
*W.E. O'Neil Construction Co. of NorCal*  
*W.E. O'Neil Construction Co. of San Diego*  
*W.E. O'Neil Construction Co. of Tennessee*  
*W.E. O'Neil Construction Co. of Texas*



## 2024 Top 400 Contractors – Subsidiaries by Rank

**Rank Company** *Subsidiary*

**103 Dennis Group**

*Dennis Brasil Engenharia Ltda*  
*Dennis Group Canada Inc.*  
*Dennis Group International, Unipessoal Lda*  
*IFAB Engineering Partners Ltd*  
*The Dennis Engineering Group, LLC*  
*The Dennis Group, Inc*

**104 Lane Industries Inc.**

*Astaldi Construction Corporation (Affiliate)*  
*The Lane Construction Corporation*

**105 ASRC Industrial**

*AIS Infrastructure*  
*Arctic Pipe Inspection (API)*  
*Arctic Testing & Inspection (ATI)*  
*BCSS*  
*Cerrudo*  
*D2 Industrial Services (D2)*  
*DZ-FDT (DZ)*  
*EQM Services (EQMS)*  
*Environmental Quality Management (EQM)*  
*F.D. Thomas (FDT)*  
*FDT Structural Specialties (FDTSS)*  
*FDTWI*  
*GES*  
*Gulf Coast Industrial*  
*HRCS Engineering*  
*Hudspeth*  
*K2 Industrial Services (K2)*  
*Lake States Insulation (LSI)*  
*Mavo Concrete Sawing Services*  
*Mavo Systems*  
*National Environmental Group (NEG)*  
*Niles Construction Services (NCS)*  
*Northwest Demolition & Dismantling (NWDD)*  
*Petrochem*  
*RSI EnTech (RSI)*  
*RSI Envirachem*  
*RSI Services*  
*Redwood Painting*  
*US Coatings (USC)*

**Rank Company** *Subsidiary*

*USCF*

**106 The PENTA Building Group**

*SJ Amoroso Construction*

**107 Southland Holdings**

*American Bridge*  
*American Bridge Bahamas*  
*American Bridge Manufacturing*  
*American Bridge of Canada*  
*Johnson. Bros. Corporation*  
*Oscar Renda Contracting*  
*Oscar Renda of Canada*  
*Southland Contracting*  
*Southland Mole of Canada*

**108 The Cianbro Cos.**

*A/Z Corporation*  
*Cianbro Corporation*  
*Cianbro Development Corporation*  
*Cianbro Equipment, LLC*  
*Cianbro Fabrication & Coating Corporation*  
*R.C. Stevens*  
*Starcon International, Inc*  
*Total Specialty Services*

**109 OHLA USA Inc.**

*Arellano Construction Company*  
*Community Asphalt Corp.*  
*Judlau Contracting, Inc.*  
*OHLA Building, Inc.*  
*OHLA USA, Inc.*

**112 Vinci Construction USA (f/k/a Eurovia USA)**

*Blythe Construction, Inc.*  
*Eurovia Atlantic Coast, LLC*  
*Hubbard Construction Company*

## 2024 Top 400 Contractors – Subsidiaries by Rank

**Rank Company** *Subsidiary*

**113 Herzog**

*Herzog Contracting Corp.  
Herzog Railroad Services Inc.  
Herzog Services Inc.  
Herzog Technologies Inc.  
Herzog Transit Services Inc.*

**116 Blue Ridge Power**

*Blue Ridge Power Construction, Inc  
Blue Ridge Power, LLC  
Blue Ridge Solar, LLC  
Pine Gate EPC, LLC*

**119 Emery Sapp Construction Inc.**

*Achen-Gardner Construction, LLC.  
Emery Sapp & Sons, Inc.  
Premier Testing Laboratories, LLC.  
Rummel Construction, Inc.*

**121 Ferreira Construction**

*American Pile and Foundation, LLC  
Ferreira Power South, LLC  
Ferreira Power West, LLC  
Ferreira UTEC  
Richardson-Wayland-Ferreira  
SM Electric Group, Inc.  
Vanguard Energy Partners, LLC*

**123 Graham Construction**

*Gracorp, Inc.  
Graham Construction & Management, Inc.  
Graham Construction Services, Inc.  
Graham Construction, Inc.  
Graham Contracting Ltd.  
Graham Group (US) Inc.  
Graham Industrial Maintenance Inc.  
Milender White Inc.  
Moltz Construction, Inc.*

**Rank Company** *Subsidiary*

**125 Bartlett Cocke General Contractors LLC**

*BC Industrial  
BC Residential*

**127 Commercial Contracting Corp.**

*Commercial Contracting de Mexico*

**133 Lease Crutcher Lewis**

*Lease Crutcher Lewis Construction ULC  
Lease Crutcher Lewis LLC  
Lease Crutcher Lewis WA LLC*

**137 Satterfield & Pontikes Construction Inc.**

*Eagle Contracting  
Greco Structures  
Rollcon  
Westway Construction*

**138 Coastal Construction Group**

*Coastal Condominiums  
Coastal Condominiums II  
Coastal Condos of Central Florida  
Coastal Construction Company  
Coastal Construction International Holdings  
Coastal Construction of Bakers Bay  
Coastal Construction of Central Florida  
Coastal Construction of Miami-Dade  
Coastal Construction of Palm Beach  
Coastal Construction of Tampa  
Coastal Homes*

**142 Barnard Construction Co. Inc.**

*BFBC, LLC  
Barnard Bessac JV  
Barnard Constructors of Canada, LP  
Barnard Nexar Joint Venture*

## 2024 Top 400 Contractors – Subsidiaries by Rank

### Rank Company Subsidiary

Barnard Pipeline  
 Barnard Spencer Joint Venture  
 Barnard Wilson Joint Venture  
 Barnard of Nevada, Inc.  
 Keiwiit Barnard JV

### 145 Jingoli - DCO

Creamer Jingoli, LLC  
 E-J / Jingoli Battery Storage JV  
 ES/Jingoli Decommissioning, LLC  
 JDC Energy Services, LLC  
 JP Energy, LLC  
 Jingoli Power, LLC

### 147 KPRS Construction

BergmanKPRS  
 Dreyfuss Construction  
 KPRS Hawaii Construction

### 148 PARIC Holdings

Aptos  
 Cooperative Building Solutions  
 Henning Companies  
 PARIC Corporation  
 TES

### 157 S&B

Bibb Engineers, Architects, & Constructors, LLC  
 Ford, Bacon & Davis, LLC  
 S&B Engineers & Constructors, Ltd.  
 S&B Fabrication Services, Ltd.  
 S&B Group International, Ltd.  
 S&B Infrastructure Construction, Ltd.  
 S&B Infrastructure Engineering, Ltd.  
 S&B Infrastructure Private, Ltd.  
 S&B Northeast Operations, Ltd.  
 S&B Pipeline Division, Ltd.  
 S&B Plant Services, Ltd.  
 TAI Engineers, LLC

### Rank Company Subsidiary

### 159 Goodfellow Bros.

Goodfellow Bros. California, LLC  
 Goodfellow Bros. LLC

### 160 ECC

ECC Constructors, LLC  
 ECC Environmental, LLC  
 ECC International, LLC  
 ECC Services British Columbia, ULC  
 ECC Sydney Tar Ponds, ULC  
 ECCO GmbH  
 Environmental Chemical Corp Italy S.r.l

### 162 Hawaiian Dredging Construction Co. Inc.

DHO JV  
 HDCC Guam LLC

### 163 Anderson Columbia Co. Inc.

A Mining Group II  
 Corridor Mining LLC  
 Junction City Mining

### 164 IPS-Integrated Project Services LLC

BS Denmark Aps trading at Integrated Project Services  
 ILPS Limited Unipessoal LDA  
 IPS - Architect Services Canada Inc  
 IPS - Integrated Project Services (Germany) GmbH  
 IPS - Integrated Project Services (Ireland) Limited  
 IPS - Integrated Project Services Corp  
 IPS - Integrated Project Services GmbH  
 IPS - Integrated Project Services LLC  
 IPS - Integrated Project Services Limited  
 IPS - Integrated Project Services Pvt Ltd  
 IPS - Integrated Project Services ULC  
 IPS - Mehtalia Private Limited  
 IPS - Services de Projets Intégrés S.E.N.C

## 2024 Top 400 Contractors – Subsidiaries by Rank

### Rank Company Subsidiary

*IPS - Servicios de Proyectos Integrados Ltda*  
*IPS BioPharmaceutical Technical Consulting (Tianjin) Limited Liability Company*  
*IPS Bioengineering Technology (Shanghai) Co., Ltd*  
*IPS Professional Engineers and Architects PC*  
*Integrated Project Services International Pvt Ltd*  
*Trenmor GmbH trading as IPS-Integrated Project Services*  
*Trenmor PTY Limited trading as IPS Life Sciences*

### 165 Matrix Service Co.

*Matrix Applied Technologies*  
*Matrix NAC*  
*Matrix PDM Engineering*  
*Matrix Service*

### 166 S&B USA Construction

*Fay Southeast*  
*Infrastructure and Industrial Constructors USA LLC*  
*Joseph B. Fay Co*  
*Shikun & Binui Concessions USA LLC*

### 168 Superior Construction Holding Co. Inc.

*Superior Construction Co., Inc.*  
*Superior Construction Southeast LLC*

### 171 Phillips Infrastructure Holdings

*National Fleet Services*  
*Phillips & Jordan*  
*RowCon*

### 172 Branch Group

*Branch Builds*  
*Branch Civil*

### Rank Company Subsidiary

*Hopkins Lacy*

### 176 Saunders Construction Inc.

*Saunders Concrete Structures, LLC*  
*Saunders Construction, LLC*  
*Saunders Express, LLC*  
*Saunders North Construction, LLC*  
*Saunders North Express, LLC*  
*Saunders Norwood Construction, LLC*

### 179 Carroll Daniel Construction Co.

*CDCC*  
*CDCC*  
*CDCC*  
*CDCC*

### 182 Cajun Industries Holdings LLC

*Cajun Engineering Solutions, LLC*  
*Cajun Industries, LLC*  
*Cajun Technology Solutions, LLC*

### 184 FCI Constructors Inc.

*FCI Constructors of New Mexico, LLC.*  
*FCI Constructors of Wyoming, LLC.*

### 187 H&M Co. Inc.

*Concrete Systems Co., LLC*  
*Electrical Systems Co., LLC*  
*H&M Architects/Engineers, Inc.*  
*H&M Development*  
*H&M Industrial Services, Inc.*

### 189 SpawGlass Holding

*SpawGlass Civil Construction Inc*  
*SpawGlass Construction Corporation*  
*SpawGlass Contractors, Inc*

## 2024 Top 400 Contractors – Subsidiaries by Rank

### Rank Company *Subsidiary*

#### 190 MWH

*Methuen Construction Co. Inc.*  
*Slayden Constructors, Inc.*

#### 191 Iovino Enterprises

*IOVINO AFFILIATES JV*  
*IPC RESILIENCY PARTNERS*  
*J-TRACK LLC*  
*JT TC JOINT VENTURE*  
*JTCM PARTNERS*  
*JUDLAU-TC JV*  
*MLJ CONTRACTING CORP*  
*MLJ TC JV*  
*MLJT JV*  
*MLJTC2*  
*TC ELECTRIC, LLC*  
*TC-JT RUTGERS JV*  
*WELKIN J TRACK JV*  
*WELKIN MECHANICAL, LLC*

#### 193 Shimmick

*Legacy Foundations*  
*Shimmick*

#### 195 GE Johnson

*HW Houston Construction*

#### 198 Nan Inc.

*Bannister Insurance Company*  
*Grace Pacific LLC*

#### 199 Millie and Severson General Contractors

*Millie and Severson - Northern California*  
*Millie and Severson - Southern California*  
*Smith and Severson Builders*  
*Storie and Severson Construction*

### Rank Company *Subsidiary*

#### 200 Independence Construction

*Bear IC, LLC*  
*Donley's Independence, LLC*  
*The Winter Companies*

#### 201 Stacy and Witbeck Inc.

*Modern Communications*  
*Modern Manufacturing*  
*Modern Railway Systems*

#### 203 The Middlesex Corp.

*Massachusetts Ready-Mix, LLC*  
*Middlesex Asphalt, LLC*  
*Middlesex Materials Holdings, Inc.*  
*Middlesex Paving, LLC*

#### 206 Shaw Construction

*Shaw Construction LLC*  
*Shaw Construction of Utah LLC*  
*Shaw Construction of Wyoming LLC*

#### 208 Sletten Cos.

*Resolute Performance Iron Inc*  
*SCC Energy Services Inc*  
*Sletten Construction Company*  
*Sletten Construction of Nevada Inc*  
*Sletten Construction of Wyoming Inc*

#### 215 Zachry Construction Corp.

*Zachry Federal Construction Corporation*  
*Zachry Underground and Utility Services, Inc.*

#### 218 Bilfinger North America Inc.

*Bilfinger Inc*  
*Bilfinger Industrial Services Inc*  
*Centennial Contractors Enterprises, Inc.*

## 2024 Top 400 Contractors – Subsidiaries by Rank

**Rank Company** *Subsidiary*

**222 Skyline Construction**  
*ACCEND Construction LLC d/b/a Skyline Construction Illinois*  
*Servicemark Construction LLC*  
*Skyline Capital Builders LLC*  
*Skyline Commercial Interiors, Inc. d/b/a Prevost Construction*  
*Unimark Construction LLC d/b/a Skyline Construction*

**225 Bulley & Andrews**  
*Rock City Construction Co.*

**230 Bozzuto Construction Co.**  
*Bozzuto Building*  
*Bozzuto Contracting Company*  
*Bozzuto Contractors, Inc.*

**231 Graycor**  
*Graycor Construction Company Inc.*  
*Graycor Industrial Constructors Inc.*  
*Graycor Southern Inc.*

**236 Crowder Constructors Inc.**  
*Crowder Construction Company*  
*Crowder Industrial Construction LLC*

**241 Vecellio Group Inc.**  
*Hal Jones Contractor*  
*Murray Logan LLC*  
*Ranger Construction Industries, Inc.*  
*Sharpe Brothers Co.*  
*Vecellio & Grogan, Inc.*

**242 Kitchell Corp.**  
*Kitchell CEM*  
*Kitchell Contractors*

**Rank Company** *Subsidiary*

**244 Manson Construction Co.**  
*Manson Marine Canada, Ltd*

**246 Knutson Construction**  
*Knutson Construction Services Midwest Inc.*  
*Knutson Construction Services Rochester, Inc.*  
*Knutson Construction Services, Inc.*

**249 China Constr. America/Plaza Constr.**  
*CCA Civil*  
*CCA International*  
*Plaza Construction*  
*Strategic Capital*

**250 Electrical Consultants Inc.**  
*EPC Services Company*

**255 LEMOINE**  
*DCMC Partners*  
*LEMOINE Disaster Recovery*  
*Macro Companies*  
*Matrix Building Systems*  
*Workforce Group*

**256 Shiel Sexton Co. Inc.**  
*Anova Technical Services*  
*Engineered Facades*

**258 Peinado Construction**  
*Peinado Construction*  
*Peinado Construction*

**260 Armada Hoffler**  
*Armada Hoffler Construction Company*

## 2024 Top 400 Contractors – Subsidiaries by Rank

### Rank Company *Subsidiary*

- 261 Allied Power**  
*Allied Group Holdings, LLC*  
*Allied Group Indirect Sub, LLC*  
*Allied Group Intermediate Holdings, LLC*  
*Allied Group Management, LLC*  
*Allied Group SPV, LLC*  
*Allied Group Sub, LLC*  
*Allied Power Holdings, LLC*  
*Allied Power Management, LLC*  
*Allied Power Plant Services, LLC*  
*Allied Power Resources Michigan, LLC*  
*Allied Power Resources, LLC*  
*Allied Power Services Michigan, LLC*  
*Allied Power Services, LLC*  
*Allied Power Sole Member, LLC*  
*DEI NewCo, Inc*  
*Dominion Engineering, Inc.*  
*Radiation Safety & Control Services, Inc*  
*Radiation Safety & Control Services, LLC*
- 262 Haselden Construction**  
*HRS Restoration Services*
- 263 Boh Bros. Construction Co. LLC**  
*Broadmoor, LLC*
- 264 J. Fletcher Creamer & Son Inc.**  
*Creamer Jingoli LLC*  
*Creamer Ruberton Joint Venture*  
*Creamer-Sanzari Joint Venture*  
*J. Fletcher Creamer & Son, Inc.*
- 265 Omega Construction**  
*Omega Construction - Savannah Division*  
*Omega Construction - Upstate Division*  
*Omega Construction Headquarters*
- 270 Klinger Cos. LLC**  
*Gleeson Constructors & Engineers, L.L.C.*

### Rank Company *Subsidiary*

- Klinger Constructors, LLC*  
*W.A. Klinger, L.L.C.*  
*Younglove Construction, L.L.C.*
- 271 Deacon Construction LLC**  
*Deacon Construction, LLC*
- 295 G.A. West & Co. Inc.**  
*Birmingham Estimating Division*  
*Legacy Cranes & Equipment*
- 298 SEMA Construction Inc.**  
*SEMA Precast, Inc.*
- 304 Security Paving Co. Inc.**  
*Security Paving Company Inc*
- 309 Lyles Construction Group**  
*American Paving Co.*  
*Lyles Utility Construction*  
*New England Sheet Metal & Mechanical*  
*W.M. Lyles Co.*
- 310 Perlo Construction**  
*Perlo Structures*
- 312 Pioneer General Contractors Inc.**  
*Metal Tech Building Specialists*  
*Tailored Building Systems*
- 314 Russell Group Inc.**  
*Russell Construction Co. KC, LLC*  
*Russell Construction Co. STL, LLC*  
*Russell Construction Co., Inc.*

## 2024 Top 400 Contractors – Subsidiaries by Rank

### Rank Company *Subsidiary*

#### 315 River City Construction LLC

*A&H Steel, LLC  
A&H Steel, LLC  
MR Mason Contractor, LLC*

#### 320 KBE Building Corp.

*KBE-NY, LLC  
New Valley Construction, LLC*

#### 321 Roebbelen Contracting Inc.

*Roebbelen Construction Management Services, Inc.  
Roebbelen Management, Inc.*

#### 332 GH Phipps Construction Cos.

*GH Phipps Wyoming  
MB BIM Solutions*

#### 333 CDM Smith

*CDM Constructors Inc.  
CDM Federal Programs  
The Louis Perry Group  
Trinnex*

#### 358 Morley Builders

*Benchmark Contractors, Inc.  
Morley Construction Company*

#### 359 Kiely Family of Cos.

*JF Kiely Construction  
JF Kiely Construction of PA  
JF Kiely Service Co  
K Moorea  
Kiel Pipeline Intergrety  
Kiely Civil  
Kiely Engineering  
Kiely Industrial Tech  
Penn Bower*

### Rank Company *Subsidiary*

#### 371 Ulliman Schutte Construction LLC

*Clark US LLC  
Ulliman Schutte - Alberechi, A Joint Venture*

#### 375 Quandel Enterprises LLC

*J Vinton Schafer Construction LLC  
Performance Construction Company  
Pyramid Construction Services LLC  
Quandel Construction Group LLC*

#### 378 Butz Enterprises Inc.

*Alexander Building Construction Co.  
Alvin H. Butz, Inc.  
Procida Butz  
Shoemaker Construction Co.*

#### 379 Burke Construction Group Inc.

*Burke Special Projects*

#### 381 Wagman Inc.

*Wagman Construction, Inc.  
Wagman Heavy Civil, Inc.  
Wagman Heavy Civil, Inc.  
Wagman Heavy Civil, Inc.*

#### 400 Water Resources Group

*Rice Lake Construction Group  
Rice Lake West*